



ADOPTED BUDGET



FISCAL YEAR

JUNE 1, 2006 to MAY 31, 2007

TABLE OF CONTENTS

BUDGET MESSAGE	Page 1
BUDGET PROJECTION	Page 9
TAX RATE CALCULATION	Page 10
BUDGET SUMMARY AND FUND BALANCE ANALYSIS	Page 11
EXPENDITURE SUMMARY	Page 12
REVENUE SUMMARY	Page 13
BUDGET SUMMARY	Page 14
GENERAL FUND APPROPRIATIONS SCHEDULE 5 – SALARY AND WAGES	Page 15
SPECIAL MAINT. ACCOUNTS	Page 41
CAPITAL PROJECTS	Page 42
CAPITAL PROJECTS SUMMARY	Page 43
SCHEDULE 2 – REVENUES	Page 44
SUMMARY OF OUTSTANDING DEBT	Page 45
SCHEDULE 6 – INDEBTEDNESS	Page 46
SCHEDULE OF PERSONNEL	Page 53
LICENSE AND PERMIT FEE SCHEDULE	Page 54



VILLAGE OF RYE BROOK

MAYOR
Lawrence A. Rand

938 King Street, Rye Brook, N.Y. 10573
(914) 939-1121 Fax (914) 939-0242
www.ryebrook.org

ADMINISTRATOR
Christopher J. Bradbury

TRUSTEES
Michael S. Brown
Richard C. Buzin
Joan L. Feinstein
Paul S. Rosenberg

April 30, 2006

Honorable Mayor and Trustees
Village of Rye Brook
938 King Street
Rye Brook, New York 10573

Dear Members of the Village Board:

I am pleased to transmit the adopted budget for the Village of Rye Brook for the fiscal year beginning June 1, 2006 and ending May 31, 2007.

In accordance with Village Law, the tentative budget was filed with the Village Clerk on Monday, March 20, 2006. The Village Board held work sessions on April 3 and April 4. A public hearing was held on the village's budget on April 11, and the budget was adopted on April 25.

The Village is also obligated to adopt by resolution any adjusted homestead base proportions no later than 30 days prior to June 1. This resolution was also adopted on April 25, thereby establishing base proportions of 72.030851% for homestead properties and 27.969149% for non-homestead properties for the purposes of the 2006-07 tax levy.

The 2006-2007 property tax levy is \$11,383,169, which is a 6.52% increase over the prior year's levy. It is noted that this year the budget summary includes all Village funds, including the operating general fund budget, special maintenance accounts, and capital budget, and the impact of all these funds are included in the overall tax levy and tax rate.

The adoption of the budget allows for the continuation of a high-quality, full service municipal operation that strives to continually meet resident expectations, while maintaining one of the lowest tax burdens of all villages in Westchester County.

In 2004, the Town of Rye adopted current market value property assessments through revaluation, and the Village of Rye Brook no longer remained as an assessing unit, providing this authority to the Town. The revaluation process updated the assessment rolls from 1967 property

values to current market rate property values. For 2006-07 Village tax purposes, the assessed value is \$2.648 billion, which is a \$58.766 million reduction in assessed value over the prior budget year. The largest property value reduction was the reduced assessed value for the village's largest single taxpayer, which is responsible for \$20M in reduced assessed value (\$65M AV reduction offset by a PILOT payment that is currently based upon a \$45M AV). If the Village's assessed value remained flat, the overall blended tax rate increase would have been 6.52% (equal to the tax levy), instead of a blended tax rate increase of 8.98%.

Last year, the Village Board adopted by local law the Homestead Tax Option, which basically results in the establishment of lower tax rates for one, two and three family property owners ("homestead tax rate"), and higher rates for all other property owners ("non-homestead tax rate"). If homestead legislation was not enacted, the overall tax rate in the 2006-07 budget would be 4.30 (per thousand of assessed valuation), which is a 8.98% tax rate increase. By adopting the recommended homestead tax base proportions by resolution of the Village Board on April 25, the "homestead tax rate" is 3.76 resulting in a homestead tax rate increase of 5.91% and a "non-homestead tax rate" of 6.83, resulting in a non-homestead tax rate increase of 22.85%, including all special maintenance accounts. Although the maximum base proportions are reflected in the 2006-07 budget as adopted by the Village Board, under the homestead tax option legislation, a municipality had the option of establishing base proportions less than the maximum allowed by law, resulting in a lesser non-homestead tax rate and a greater homestead tax rate.

Over the past decade, Rye Brook's population and infrastructure have grown in size, and its services have expanded to meet this demand. The largest expense of any local government service operation is the salaries and benefits of the people that perform these essential services. In Rye Brook, these expenses account for 61.4% of the total general fund expenditures. In the last few years, no two expenses have had a bigger impact on municipal budgets than health insurance and the costs for the NYS Retirement System for municipal personnel.

In 2004, the village was able to change a majority of the employees and retirees to a less expensive health insurance plan that was not self-insured, called The Empire Plan. On January 1, 2006 all remaining employees were changed to The Empire Plan. In order to leave the prior self-insured plan, the village had to utilize funds in excess of the amount estimated for this purpose, resulting in expenditure payments in 2005-06 in excess of the amount budgeted. However, the benefit of this change in coverage will be a cost savings and more stability in the future. The 2006-07 adopted budget includes the addition of \$300,000 above last year's adopted budget for health insurance, but would represent the lowest expenses for health insurance costs in at least the last four (4) years. It should be noted that this account also includes the payment of health insurance for certain Town of Rye retirees, which has been a long-term obligation since the Village of Rye Brook was formed in 1982.

The NYS Retirement System rates are established by the NYS Comptroller's office. In 2002-03, village payments to this system totaled \$35,510. In 2006-07, the projected cost is \$735,000, representing 5.1% of the entire general fund. In the last two budget years, additional fund balance was utilized on a scaled basis to soften the immediate impact of these rising retirement expenses. The adopted budget utilizes no fund balance for this purpose in 2006-07.

The Village's latest financial audit for the year ending May 31, 2005 determined the unreserved/undesignated fund balance to be \$1,539,523. The 2006-07 adopted budget includes the reallocation of \$350,000 anticipated surplus from the 2005-06 budget, and an additional

\$127,661 from the general fund balance. As a result, the fund balance at May 31, 2007 is expected to be \$1,411,862, which would be 9.45% of the operating budgets (general fund and special maintenance accounts). Although this fund balance is less than the previous year, it remains healthy and continues to allocate some funds towards capital projects. It is recommended that the village remain committed to an aggressive capital program to continually reinvest in its infrastructure, and to try to develop alternative revenue sources other than fund balance to pay for these projects in the long-term.

It is anticipated that the village will receive several new revenues in the coming years through escalating PILOT payments, development fees, new taxable properties, and reimbursements (NYS Oil Spill Fund), and it is recommended that these additional funds be allocated to increase the fund balance and possibly be made available for certain capital projects.

This budget continues to maintain a high level of services that is expected by residents in the Rye Brook community. The general fund is the principal fund of the village and includes overall operations of village government. The overall 2006-2007 adopted budget of \$15,319,022 represents an increase of \$648,232 or 4.4% (5.7% exclusive of capital projects) over the 2005-2006 adopted budget. A total of \$377,661 is allocated from a combination of fund balance and surplus in order to provide an adequate reinvestment in capital projects and to offset property taxes. New general fund debt is proposed in the amount of \$378,000 for certain capital projects, and \$60,000 is proposed to be funded from the Recreation Trust and Agency Account for two new recreation capital projects.

Noteworthy Service Level Items in the 2006-2007 Adopted Budget:

Board of Trustees, Administrator, Treasurer, Clerk, Attorney, Village Offices, Central Communications, Central Supplies, Central Print/Mail, & Management Information Services Accounts:

These accounts represent most of the general government services in Village Hall, and excluding personnel costs, they represent a total increase of \$11,085 or 1.97%. Including personnel costs, the increase in all these accounts is a total of \$55,750 or 4.98% over the prior years' budget.

The *Board of Trustees* account is maintained at \$10,000. This account funds Village-wide municipal association dues and any additional miscellaneous expenses such as surveys.

The *Treasurer's* account includes contractual tax collection services provided by the Town of Rye, the funding of our municipal audit, and the funding of the mandated Government Accounting Standards Board Statement 34 (GASB 34) compliance. This account was over-expended in 2005-06 because of additional one-time GASB 34 compliance for a conversion of our financials to the new system of reporting. GASB 34 significantly changes how local governments report finances and expands on information available in financial statements.

The *Village Attorney* account remains the same as the 2005-06 budget for attorney fees and pending litigation. Please note the actual expenses have exceeded the annual budget allocation in recent years, but it is hoped that several pending legal items have been resolved.

Special Items Accounts:

The *Unallocated Insurance* account includes an additional \$14,274 over the estimated budget for 2005-06. This estimate is a 4.25% increase over our current property and general liability premiums and is reflective of excellent claims experience in recent years. Since the village joined NYMIR in 2003 our claims experience has been very favorable. This policy also has an annual service fee in each of the first five (5) years in the program. Rye Brook will seek to remain with this municipal consortium again for the coming year.

The *Judgment and Claims* account is reduced from \$40,000 to \$15,000 with less tax certioraris expected since revaluation was instituted by the Town of Rye, and following the settlement of several outstanding commercial claims in the 2005-06 budget.

The *Consultant Fees* account is reduced by \$10,000 from the previous year. This account is mostly utilized for planning and engineering support that is not otherwise reimbursed by applicants.

The *Contingent* account is maintained at 1.3% of the general fund budget with \$193,000 allocated for this purpose. The existing contract for the Firefighters also expires on June 1, 2006. This fund also pays for any unanticipated expenses incurred by the village.

Police Department:

No additional police personnel are anticipated in the 2006-07 adopted budget, and the overall increase in this account totals \$48,655, mostly due to contractual personnel cost increases. In fact, non-personnel related expenses decrease by \$13,678 (-11.3%) compared to the 2005-06 adopted budget. Personnel costs increase \$62,333 (2.4%) in the current budget compared to the 2005-06 adopted budget. Overtime remains at \$150,000. The *Capital* account includes the replacement of three (3) police vehicles (\$78,000) and the replacement of the base station radio (\$30,000).

Fire Department:

The *Fire Department* account continues to invest in the safety of our residents through both the Rye Brook Fire Department and the new five (5) year contract with the Port Chester Fire Department. Overall, this account is increased \$70,988 or 4.9% over the prior year's adopted budget. With a year and a half of experience in the new firehouse on King Street, the village is beginning to get a better track record of the estimated costs for utilities and building maintenance supplies in this new facility. The majority of the expenses in this account are for contractual payments to Port Chester for fire protection services (\$782,911) and personnel costs for the Rye Brook Firefighters (\$651,185), whose contract expires on June 1, 2006. Additional expenses are allocated for preventative maintenance and repair of the fire trucks (\$10,000), and replacing older hose with a different size to match the Port Chester fire department hose (\$10,000).

Safety Inspection:

The *Safety Inspection* account is increased by \$16,464 or 4.3% over the prior year and includes funding for limited supplies and field equipment for the Building Inspector and Code Enforcement Officer, and the reproduction of certain forms and publications necessary to perform this work in the field.

Ambulance Service:

The budget for the Port Chester-Rye-Rye Brook Volunteer Ambulance Corps increased \$51,400 over the prior year. This significant increase is due to the increases in the 2004-06 ambulance budgets. These increases are due to the rising expenses for personnel costs and to fund the impact of the closing of United Hospital, which has required an additional ambulance on the road along with a loss in revenue.

Highway Maintenance:

The *Highway Maintenance* account increases \$39,589 or 5.5% over the prior year. This account also includes the seasonal help for the summer and with leaf removal in the fall.

Central Garage:

The *Central Garage* account increases considerably in the 2006-07 adopted budget. This increase of \$62,930 or 19.7% is more reflective of the actual expenses incurred by the Village in recent years in this account. The largest increase is an additional \$35,000 for fuel and oil, and funds are also allocated for necessary roof repairs at the highway garage.

Snow Removal:

The *Snow Removal* account is difficult to predict as it is weather-dependent. Of primary concern is to keep the roadways safe during snow events and icy conditions. In 2004-05 and 2005-06, overtime significantly exceeded the amount allocated in the budget. As a comparison, overtime costs were \$15,721 in 2001-02, \$10,772 in 2002-03, \$88,411 in 2003-04, and \$109,976 in 2004-05. The cost of salt has also increased in recent years. The adopted budget recommends that a total of \$115,000 be budgeted in the *Snow Removal* account in 2006-07, which is only an increase of \$10,000 or 9.5% over the current budget, to account for the increases in personnel costs.

Human Services:

This account is the operating budget for the Anthony J. Posillipo Community Center. Not including personnel costs, this budget increases by \$3,100 (4.2%) while continuing to provide quality services for the Rye Brook seniors. It includes additional funding for the expanding nutrition program as well as a new taxi fee assistance program. The village's capital budget includes the replacement of the tile floor at the community center (\$24,461). It should be noted that the Caretaker also helps clean the firehouse a few hours per week.

Recreation Department, Teen Center, Handicapped, Youth Services Accounts:

The *Recreation Department* account increases \$44,750 or 21.2% over the 2005-06 adopted budget, not including personnel costs. However, most of these expenses are offset by additional revenues for new programs and other fee increases that make most of the recreation programs self-supporting. Several recreation and parks accounts are in need of sufficient additional funding to maintain village parks and to operate its programs, especially in the equipment repair and supplies line and the program leaders line. Some notable expenses include the funding of a new adult soccer programs, and the refurbishment of the older Pine Ridge Park ball field. It is further noted that in addition to park maintenance, the parks staff also maintains the exterior grounds of the AJP Center.

The capital projects for recreation services total \$145,000. These projects include resurfacing tennis courts #3 and #4 at Pine Ridge Park (\$15,000), replacing the parks pick-up truck (\$30,000), and installing a new sprinkler system at Pine Ridge Park (\$100,000).

The revenue account from parks and recreation activities includes many new fees and program increases that can be found in the License and Permit Fee Schedule at the end of the budget. It is necessary to increase these fees to offset the program costs that would be incurred. If these fees are lowered, it is likely that several programs may have to be discontinued unless additional funding is allocated. An additional \$65,000 (23.2%) in revenues has been added to this year's adopted budget to continue to offer quality recreation programs for Rye Brook residents.

Library:

The Port Chester Library receives the majority of its support from the villages of Port Chester and Rye Brook. After all other revenue sources are considered, the remaining balance is paid on a 70% / 30% basis by the two municipalities to balance the library budget. The Rye Brook *Library* account is expected to include payments totaling \$351,320, or 0.8% over the prior year.

Refuse Collection and Disposal:

The *Refuse Collection and Disposal* account is expected to decrease \$12,365 or -1.5% in the 2006-07 budget year. These costs are based upon the new sanitation bid accepted by the Village. The Village has also been successful in expanding the removal of green waste and recycling from the garbage collection, which has resulted in reduced disposal costs.

Shade Trees Account:

The *Shade Trees* account has been reduced by \$15,000 or -23% in the adopted budget, leaving less funding available for additional tree plantings in the 2006-07 budget year.

Employee Benefits:

The NYS Retirement System, health, and dental costs account for 75.9% of the total expenses in the *Employee Benefits* account.

Over the last several years, the NYS Retirement System has experienced dramatic increases in pension costs. Total payments to the retirement system currently represent 25.6% of the total expenses in the *Employee Benefits* account. These payments have risen from \$18,917 in 2000-01; \$29,286 in 2001-02; \$35,510 in 2002-03; \$242,797 in 2003-04, \$708,757 in 2004-05, \$662,270 in 2005-06; and \$735,000 in the 2006-07 adopted budget.

Health and dental benefits currently represent 50.3% of the total expenses in the *Employee Benefits* account. Although employee health and dental insurance premium expenses also continue to rise regionally and nationwide, the village was able to control these costs in the long-term by changing health carriers. By January 1, 2006, all Village employees and retirees were changed from a more expensive self-insured plan to The Empire Plan. In 2005-06 the village had to make supplemental payments to the previous self-insured carrier resulting in a larger than anticipated expense. This account also pays for certain Town of Rye retirees that became the Village's obligation when Rye Brook became a village in 1982. The \$1.3 million allocated for health insurance in the adopted budget is greater than the budgeted amount in 2005-06, but still less than the actual health insurance expenses in the three (3) prior budget years.

Capital Projects:

Capital Projects are defined as improvements to the village operations in excess of \$12,000 per project. A total of \$815,661 in capital improvements is recommended in the 2006-2007 budget, with \$377,661 to be funded from the general fund, \$378,000 to be funded through debt

financing, and \$60,000 to be funded through the Recreation Trust and Agency Account. After the fund balance allocation, the village's unreserved undesignated fund balance would still remain stable at approximately 9.5% of general operating (non-capital) expenditures.

Some capital project initiatives may advance in the coming year that the Village Board may want to consider that are not identified for funding in this budget. If this occurs, the Village Board could consider the appropriation of available funds or the issuance of new debt at that time.

Projected Revenues:

Property tax revenues increase by \$696,603 or 6.5% above the 2005-06 adopted budget. The adopted budget anticipates a very slight increase in the reliance on the property tax as it compares to general operating (non-capital) expenditures (from 75.6% to 76.2%). Meanwhile, other revenues have increased by \$564,568 or 19.5%. The budget also appropriates \$350,000 from anticipated operating surplus and \$127,661 from fund balance towards the general fund operating budget.

In an effort to reduce the reliance on the property tax as a source of revenue, the 2006-07 adopted budget includes many new or additional revenues. It is important to continually re-evaluate alternative revenue sources other than the property tax to offset this tax burden in future years. In recent years, several other revenues have become more volatile, especially the interest rates, mortgage tax, and sales tax, making predictions in these areas very difficult.

In terms of user fee increases, several changes are recommended in the 2006-07 adopted budget, and can be found in the License and Permit Fee Schedule at the end of the budget. Of particular note is an increase in recreational fees, many building-related permit fees, alarm fees, and several other new fees that are detailed on the schedule.

It should be noted unlike recent budget years, general fund balance is not currently available to continue to fund capital projects at its previous level, resulting in a hard look at generating other revenues to offset some of the capital expenses from property taxes. In the coming years, the village will be challenged to seek additional revenue sources to continue to fund these necessary projects.

Debt Service:

The village's total debt load remains low. Overall, debt payments in the 2006-07 adopted budget increase by \$103,711 (11.2%) over the prior year. Serial bond payments decrease by \$8,862, or (-1.5%), while payments for outstanding bond anticipation notes (BAN) increase by \$112,573, or 34.3% in comparison to the 2005-06 adopted budget. Several new capital items are proposed to be purchased through the issuance of new short-term debt in the 2006-07 adopted budget.

Special Maintenance Accounts:

The village's *Special Maintenance* accounts, which include the water, lighting and sewer accounts, have all been decreased to reflect Rye Brook's experience in recent years, yet still retain some comfort should certain necessary work such as sewer line repairs become necessary. These accounts are important for both the maintenance of our infrastructure as well as having the ability to fund emergency utility breaks, blockages, or drainage problem that can occur in any given year. They also pay for items such as fire hydrant rentals and street lights.

Staffing and Employee Agreements:

The total number of full-time employees remains at a total of seventy-four (74) employees. In terms of union contracts, the Police, Teamsters (Public Works and Parks) have existing agreements while the Firefighters agreement will expire on June 1, 2006.

This has been a particularly difficult and challenging budget to prepare, and the staff remains committed to work with the Village Board members to maintain a budget that is in the best interests of the taxpayers of Rye Brook.

The 2006-2007 budget is available on the village web site www.ryebrook.org and is available in the Village Clerk's office in Village Hall at 938 King Street.

This budget could not be developed without the valued assistance of dedicated staff members and the support and guidance of the Mayor and Village Board. All department heads and their administrative staff have significantly contributed to the development of this budget. A special word of appreciation goes to Village Treasurer Diane DiSanto, Deputy Treasurer Cathy Spinosa, and Assistant to the Administrator Keith Rang, for their hard work in the development of this budget throughout the past year.

Respectfully submitted,



Christopher J. Bradbury
Village Administrator/Clerk

CJB/

Budget Projection

	2005-2006	2005-2006	2006-2007
	<u>Budget</u>	<u>Estimated</u>	<u>Adopted</u>
<u>General Fund Expenditures</u>			
Personal Services	5,660,554	5,740,983	5,929,369
Equipment & Other	3,550,764	3,602,579	3,694,837
Special Items	638,000	590,226	665,000
Central Comm.	43,000	40,000	45,000
Central Supply	35,000	35,000	38,000
Central Prnt/Mail	42,000	42,000	45,000
Employee Benefits	2,438,700	2,838,622	2,870,500
Debt Service (BANS)	328,350	328,350	440,923
Debt Service	601,594	601,594	592,732
	<u>13,337,962</u>	<u>13,819,354</u>	<u>14,321,361</u>
<u>Special Accounts</u>			
Water Account	159,790	140,000	140,000
Lighting Account	245,115	150,000	180,000
Sewer Account	387,323	175,000	300,000
	<u>792,228</u>	<u>465,000</u>	<u>620,000</u>
<u>Capital Fund Expenditures</u>			
Capital Projects	540,600	540,600	377,661
	<u>540,600</u>	<u>540,600</u>	<u>377,661</u>
	<u>14,670,790</u>	<u>14,824,954</u>	<u>15,319,022</u>
<u>Revenues & Surplus</u>			
Real Property Taxes	10,686,566	10,686,566	11,383,169
Other Revenues	2,893,624	3,399,772	3,458,192
Prior Year Designation for Retirement System	100,000	100,000	0
Transfer of Fund Balance for Retirement System	100,000	100,000	0
05/06 Surplus Appropriated for General Fund	350,000	350,000	100,000
05/06 Surplus Appropriated to Capital Projects Fund	0	0	250,000
Transfer of Fund Balance for Capital Projects Fund	540,600	540,600	127,661
	<u>14,670,790</u>	<u>15,176,938</u>	<u>15,319,022</u>
Assessed Value (000)	2,706,993		2,648,227
Tax Rate (Blended)	3.95		4.30
Homestead Tax Rate	3.55		3.76
Non-Homestead Tax Rate	5.56		6.83
Tax Levy Increase Over Prior Year			6.52%

TAX RATE CALCULATION

	<u>Assessed Value</u>	<u>Homestead Base Proportions</u>	<u>Tax Levy</u>	<u>Tax Rate</u>
<u>2006/2007 with Special Accounts</u>				
Homestead Tax Rate	2,182,373,660	72.030851%	8,199,394	3.7571
Non-Homestead Tax Rate	<u>465,854,095</u>	<u>27.969149%</u>	<u>3,183,775</u>	6.8343
Tax Rate (Blended)	<u>2,648,227,755</u>	<u>100%</u>	<u>11,383,169</u>	<u>4.3024</u>
<u>2005/2006 with Special Accounts</u>				
Homestead Tax Rate	2,169,545,076	72.0217%	7,696,647	3.5476
Non-Homestead Tax Rate	<u>537,448,775</u>	<u>27.9783%</u>	<u>2,989,919</u>	5.5632
Tax Rate (Blended)	<u>2,706,993,851</u>	<u>100%</u>	<u>10,686,566</u>	<u>3.9478</u>
Tax Rate Increase Over Prior Year (Blended)			8.98%	
Homestead Tax Rate Increase Over Prior Year			5.91%	
Non Homestead Tax Rate Increase Over Prior Year			22.85%	

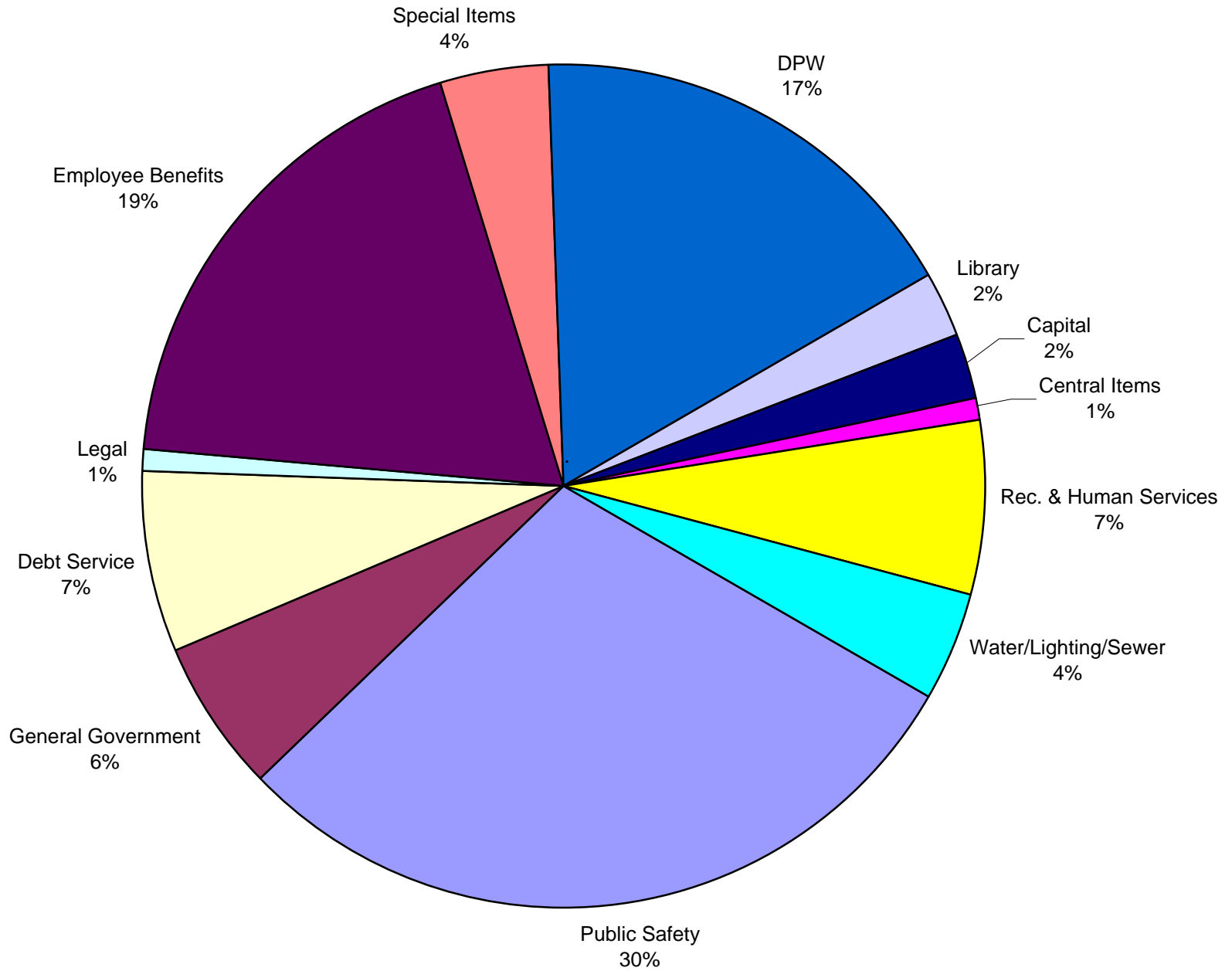
PROPERTY TAX LEVY COLLECTION

	<u>2006-2007</u>
	<u>ADOPTED</u>
Expenditures	15,319,022
Less:	
Revenue Other Than Property Taxes	3,458,192
Appropriated Fund Balance	477,661
Property Tax Levy	11,383,169
Taxable Assessed Value	2,648,227
Tax Rate Per \$1,000 Assessed Valuation	4.30

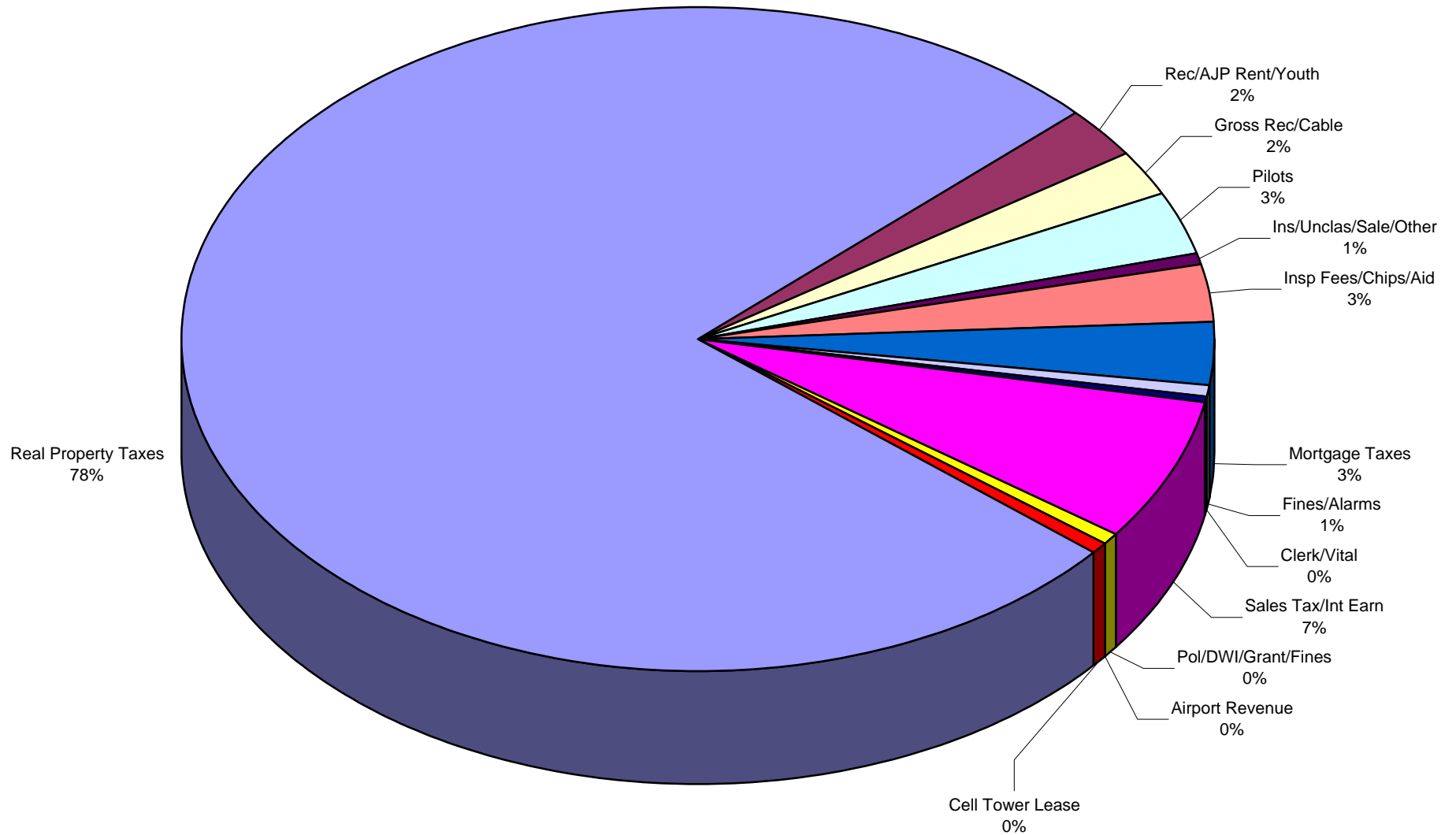
BUDGET SUMMARY AND FUND BALANCE ANALYSIS

Revenues	14,841,361
Less Expenditures	15,319,022
Excess (Deficiency) of Revenues Over Expenditures	-477,661
Unappropriated/Unreserved Fund Balance May 31, 2005	1,539,523
Est. General Fund Surplus 2005/2006 Budget	350,000
Less Surplus Approp. To 2006/2007 Budget	100,000
Less Approp./Transfer to Capital Projects Fund	377,661
Fund Balance May 31, 2007	1,411,862
Undesignated Fund Balance as a Percent of Operating and Special Maintenance Expenditures	9.45%

Expenditure Summary



Revenue Summary



GENERAL FUND SUMMARY

<u>ACCOUNT</u>	<u>ACCOUNT NUMBER</u>	<u>2005-2006 ADOPTED</u>	<u>2006-2007 ADOPTED</u>
Board of Trustees	(1010.0)	10,000	10,000
Administrator's Office	(1230.0)	176,126	190,594
Treasurer's Office	(1325.0)	344,318	361,834
Clerk's Office	(1410.0)	74,081	76,949
Village Attorney	(1420.0)	150,250	150,250
Village Offices	(1620.0)	107,089	112,222
Central Garage	(1640.0)	319,756	382,686
Central Communications	(1650.497)	43,000	45,000
Central Supplies	(1660.496)	35,000	38,000
Central Print/Mail	(1670.495)	42,000	45,000
Management Infor. Services	(1680.0)	138,600	146,365
Insurance	(1910.422)	348,000	350,000
Judgment & Claims	(1930.439)	40,000	15,000
Consulting Fees	(1980.423)	110,000	100,000
Contingent Account	(1990.424)	133,000	193,000
Bonding Expenses	(1995.426)	7,000	7,000
Police Dept.	(3120.0)	2,756,015	2,804,670
Fire Protection	(3410.0)	1,460,508	1,531,496
Control of Dogs	(3510.4)	17,673	17,673
Safety Inspection	(3620.0)	381,170	397,634
Ambulance Services	(4540.4)	113,600	165,000
Highway Maintenance	(5110.0)	720,738	760,327
Snow Removal	(5142.0)	105,000	115,000
Lighting Account	(5182.402)	245,115	180,000
Human Services	(6772.0)	236,036	249,763
Recreation	(7140.0)	699,331	788,083
Teen Center	(7180.0)	10,000	10,000
Handicapped	(7150.0)	8,310	8,640
Library	(7410.469)	348,592	351,320
Planning Board	(8020.0)	4,125	8,000
Sewer Account	(8120.403)	387,323	300,000
Refuse Collection	(8160.0)	965,000	935,700
Water Account	(8320.400)	159,700	140,000
Shade Trees	(8560.0)	65,000	50,000
Employee Benefits	(9000.0)	2,438,700	2,870,500
Serial Bond Debt	(9710.0)	601,594	592,732
Bond Ant. Notes	(9730.0)	328,350	440,923
Capital	(901)	540,600	377,661
TOTAL APPROPRIATIONS		14,670,700	15,319,022

	<u>2002-2003</u> <u>ACTUAL</u>	<u>2003-2004</u> <u>ACTUAL</u>	<u>2004-2005</u> <u>ACTUAL</u>	<u>2005-2006</u> <u>ADOPTED</u>	<u>2005-2006</u> <u>MODIFIED</u>	<u>2005-2006</u> <u>ESTIMATED</u>	<u>2006-2007</u> <u>ADOPTED</u>
<u>GENERAL FUND</u>							
<u>BOARD OF TRUSTEES (1010.0)</u>							
.1 PERSONAL SERVICES	0	0	0	0	0	0	0
.4 OTHER	11,014	10,557	10,248	10,000	10,000	10,000	10,000
TOTAL	<u>11,014</u>	<u>10,557</u>	<u>10,248</u>	<u>10,000</u>	<u>10,000</u>	<u>10,000</u>	<u>10,000</u>
.468 MUNIC ASSOC	470	500	1,700	1,000	1,000	1,000	1,000
.469 MISCELLANEOUS	10,544	10,057	8,548	9,000	9,000	9,000	9,000
.499 CONTRACTUAL	0	0	0	0	0	0	0
	<u>11,014</u>	<u>10,557</u>	<u>10,248</u>	<u>10,000</u>	<u>10,000</u>	<u>10,000</u>	<u>10,000</u>

SALARY AND WAGE SCHEDULE 5

**DEPARTMENT: BOARD OF TRUSTEES
ACCOUNT NO: 1010.0**

<u>Title of Position</u>	<u>No.</u>	2005-2006 Adopted <u>Salary</u>	2005-2006 Total <u>Salaries</u>	<u>No.</u>	2005-2006 Modified <u>Salary</u>	2005-2006 Total Est. <u>Salaries</u>	<u>No.</u>	2006-2007 Proposed <u>Salary</u>	2006-2007 Total <u>Salaries</u>
.110 Mayor	1	0	0	1	0	0	1	0	0
.120 Trustees	4	0	0	4	0	0	4	0	0
TOTAL PERSONNEL SERVICES			<u>0</u>			<u>0</u>			<u>0</u>

	<u>2002-2003</u>	<u>2003-2004</u>	<u>2004-2005</u>	<u>2005-2006</u>	<u>2005-2006</u>	<u>2005-2006</u>	<u>2006-2007</u>
	<u>ACTUAL</u>	<u>ACTUAL</u>	<u>ACTUAL</u>	<u>ADOPTED</u>	<u>MODIFIED</u>	<u>ESTIMATED</u>	<u>ADOPTED</u>
<u>ADMINISTRATOR</u>							
(1230.0)							
.1 PERSONAL SERVICES	103,877	162,434	170,236	166,326	158,964	181,672	180,794
.4 OTHER	9,220	9,286	7,469	9,800	9,800	9,300	9,800
TOTAL	<u>113,097</u>	<u>171,720</u>	<u>177,705</u>	<u>176,126</u>	<u>168,764</u>	<u>190,972</u>	<u>190,594</u>
.411 OFFICE SUPPLIES	224	0	6	500	500	500	500
.436 PROF BUS EXP	3,785	5,745	4,273	5,300	5,300	5,300	5,300
.454 TRAV/CONF	4,842	3,421	3,159	3,500	3,500	3,000	3,500
.469 MISCELLANEOUS	369	120	31	500	500	500	500
	<u>9,220</u>	<u>9,286</u>	<u>7,469</u>	<u>9,800</u>	<u>9,800</u>	<u>9,300</u>	<u>9,800</u>

SALARY AND WAGE SCHEDULE 5

**DEPARTMENT:VILLAGE ADMINISTRATOR
ACCOUNT NO:1230.1**

Title of Position	2005-2006		2005-2006		2005-2006		2005-2006		2006-2007	
	No	Salary	Salaries	No.	Salary	Salaries	No.	Salary	Salaries	
.110 Village Administrator (.8 Salary)	1	92,840	92,840	1	100,800	100,800	1	100,800	100,800	
.120 Asst. to Admin. (.8 Salary)	1	29,286	29,286	1	30,932	30,932	1	30,932	30,932	
.170 Admin. Secy. (.8 Salary)	1	39,200	39,200	1	41,062	41,062	1	41,062	41,062	
.192 Health Insurance Buyout		2,000	2,000		2,000	667		0	0	
.199 Temps/Long/Vacation		3,000	3,000		3,000	8,211		8,000	8,000	
TOTAL PERSONAL SERVICES:			<u>166,326</u>			<u>181,672</u>			<u>180,794</u>	

	<u>2002-2003</u> <u>ACTUAL</u>	<u>2003-2004</u> <u>ACTUAL</u>	<u>2004-2005</u> <u>ACTUAL</u>	<u>2005-2006</u> <u>ADOPTED</u>	<u>2005-2006</u> <u>MODIFIED</u>	<u>2005-2006</u> <u>ESTIMATED</u>	<u>2006-2007</u> <u>ADOPTED</u>
<u>VILLAGE TREASURER</u> <u>(1325.0)</u>							
.1 PERSONAL SERVICES	123,774	239,975	249,135	250,668	245,925	259,184	262,184
.4 OTHER	80,504	84,281	107,945	93,650	93,650	107,031	99,650
TOTAL	<u>204,278</u>	<u>324,256</u>	<u>357,080</u>	<u>344,318</u>	<u>339,575</u>	<u>366,215</u>	<u>361,834</u>
.411 OFFICE SUPPLIES	113	58	193	250	250	250	250
.436 PROF BUS EXP	1,035	813	765	1,100	1,100	1,100	1,100
.442 BANKING SERV.	290	2,382	326	400	400	400	400
.454 CONF/TRAINING	5,480	4,915	4,397	6,000	6,000	6,000	6,000
.469 MISCELLANEOUS	2,135	1,065	7,458	900	900	900	900
.477 AUDIT FEE	23,890	23,741	21,700	27,000	27,000	27,000	30,000
.498 GASB 34 COMPLIANCE	710	1,675	22,175	6,000	6,000	20,450	6,000
.499 CONTRACT(TAX COL.)	46,851	49,632	50,931	52,000	52,000	50,931	55,000
	<u>80,504</u>	<u>84,281</u>	<u>107,945</u>	<u>93,650</u>	<u>93,650</u>	<u>107,031</u>	<u>99,650</u>

SALARY AND WAGE SCHEDULE 5

**DEPARTMENT:VILLAGE TREASURER
ACCOUNT NO:1325.1**

<u>Title of Position</u>	<u>No.</u>	2005-2006	2005-2006	<u>No.</u>	2005-2006	2005-2006	<u>No.</u>	2006-2007	2006-2007
		Adopted	Total		Modified	Total Est.		Proposed	Total
		<u>Salary</u>	<u>Salaries</u>		<u>Salary</u>	<u>Salaries</u>		<u>Salary</u>	<u>Salaries</u>
.110 Village Treasurer	1	83,740	83,740	1	87,006	87,006	1	87,006	87,006
.120 Bookkeeper	1	36,400	36,400	1	37,674	37,674	1	37,674	37,674
.140 Dep. Treas.	1	70,597	70,597	1	73,350	73,350	1	73,350	73,350
.160 Office Assistant-Financial	1	34,931	34,931	1	36,154	36,154	1	36,154	36,154
.199 Part Time/Intern/Vac Pay		25,000	25,000		25,000	25,000		28,000	28,000
TOTAL PERSONAL SERVICES:			<u>250,668</u>			<u>259,184</u>			<u>262,184</u>

	<u>2002-2003</u>	<u>2003-2004</u>	<u>2004-2005</u>	<u>2005-2006</u>	<u>2005-2006</u>	<u>2005-2006</u>	<u>2006-2007</u>
	<u>ACTUAL</u>	<u>ACTUAL</u>	<u>ACTUAL</u>	<u>ADOPTED</u>	<u>MODIFIED</u>	<u>ESTIMATED</u>	<u>ADOPTED</u>
<u>VILLAGE CLERK</u>							
(1410.0)							
.1 PERSONAL SERVICES	2,771	38,434	40,077	40,331	38,616	43,199	43,199
.4 OTHER	36,888	41,995	50,790	33,750	33,750	31,500	33,750
TOTAL	<u>39,659</u>	<u>80,429</u>	<u>90,867</u>	<u>74,081</u>	<u>72,366</u>	<u>74,699</u>	<u>76,949</u>
.454 TRAINING	899	629	1,034	750	750	750	750
.462 LEGAL ADVERTISING	6,951	9,394	12,445	9,000	9,000	9,000	9,000
.469 MISCELLANEOUS	3,970	3,131	1,829	1,500	1,500	1,500	1,500
.484 RECORDS MANAGEMENT	399	0	224	500	500	250	500
.485 VITAL STATISTICS	5,925	4,340	8,110	6,000	6,000	6,000	6,000
.486 VILLAGE ELECTION	8,622	8,827	9,971	7,000	7,000	5,000	7,000
.499 CONTRACTUAL	10,122	15,674	17,177	9,000	9,000	9,000	9,000
	<u>36,888</u>	<u>41,995</u>	<u>50,790</u>	<u>33,750</u>	<u>33,750</u>	<u>31,500</u>	<u>33,750</u>

SALARY AND WAGE SCHEDULE 5

**DEPARTMENT:VILLAGE CLERK
ACCOUNT NO:1410.1**

<u>Title of Position</u>	<u>No.</u>	2005-2006	2005-2006	<u>No.</u>	2005-2006	2005-2006	<u>No.</u>	2006-2007	2006-2007
		Adopted	Total		Modified	Total Est.		Proposed	Total
		<u>Salary</u>	<u>Salaries</u>		<u>Salary</u>	<u>Salaries</u>		<u>Salary</u>	<u>Salaries</u>
.110 Village Admin./Clerk (.2 Salary)	1	23,210	23,210	1	25,200	25,200	1	25,200	25,200
.120 Asst. to Admin./Clerk (.2 Salary)	1	7,321	7,321	1	7,733	7,733	1	7,733	7,733
.170 Admin./Clerk Secy. (.2 Salary)	1	9,800	9,800	1	10,266	10,266	1	10,266	10,266
.199 Temporaries/Part time Help		0	0		0	0		0	0
TOTAL PERSONAL SERVICES:			<u>40,331</u>			<u>43,199</u>			<u>43,199</u>

	<u>2002-2003</u> <u>ACTUAL</u>	<u>2003-2004</u> <u>ACTUAL</u>	<u>2004-2005</u> <u>ACTUAL</u>	<u>2005-2006</u> <u>ADOPTED</u>	<u>2005-2006</u> <u>MODIFIED</u>	<u>2005-2006</u> <u>ESTIMATED</u>	<u>2006-2007</u> <u>ADOPTED</u>
<u>VILLAGE ATTORNEY</u> <u>(1420.0)</u>							
.1 PERSONAL SERVICES	0	0	0	0	0	0	0
.4 OTHER	255,318	175,941	220,387	150,250	150,250	150,250	150,250
TOTAL	<u>255,318</u>	<u>175,941</u>	<u>220,387</u>	<u>150,250</u>	<u>150,250</u>	<u>150,250</u>	<u>150,250</u>
.411 SUPPLIES & BOOKS	878	0	878	0	0	0	0
.454 TRAVEL EXPENSE	0	0	0	0	0	0	0
.458 SUPPLEM'L SERVICES	253,572	175,049	219,509	150,000	150,000	150,000	150,000
.469 MISCELLANEOUS	868	892	0	250	250	250	250
	<u>255,318</u>	<u>175,941</u>	<u>220,387</u>	<u>150,250</u>	<u>150,250</u>	<u>150,250</u>	<u>150,250</u>

SALARY AND WAGE SCHEDULE 5

**DEPARTMENT:VILLAGE ATTORNEY
ACCOUNT NO:1420.1**

<u>Title of Position</u>	<u>No.</u>	2005-2006 Adopted <u>Salary</u>	2005-2006 Total <u>Salaries</u>	<u>No.</u>	2005-2006 Modified <u>Salary</u>	2005-2006 Total Est. <u>Salaries</u>	<u>No.</u>	2006-2007 Proposed <u>Salary</u>	2006-2007 Total <u>Salaries</u>
.110 Village Attorney	1	0	0	1	0	0	1	0	0
TOTAL PERSONAL SERVICES:			<u>0</u>			<u>0</u>			<u>0</u>

	<u>2002-2003</u> <u>ACTUAL</u>	<u>2003-2004</u> <u>ACTUAL</u>	<u>2004-2005</u> <u>ACTUAL</u>	<u>2005-2006</u> <u>ADOPTED</u>	<u>2005-2006</u> <u>MODIFIED</u>	<u>2005-2006</u> <u>ESTIMATED</u>	<u>2006-2007</u> <u>ADOPTED</u>
<u>VILLAGE OFFICES</u> <u>(1620.0)</u>							
.1 PERSONAL SERVICES	162,037	31,718	32,313	32,289	31,623	33,122	33,122
.2 EQUIPMENT	10,370	8,444	12,249	10,000	9,000	12,000	12,000
.4 OTHER	72,156	63,476	76,370	64,800	64,800	59,100	67,100
TOTAL	<u>244,563</u>	<u>103,638</u>	<u>120,932</u>	<u>107,089</u>	<u>105,423</u>	<u>104,222</u>	<u>112,222</u>
.210 OFFICE EQUIPMENT	9,621	8,444	12,249	10,000	10,000	12,000	12,000
.220 FURNITURE & FIXT	424	0	0	0	0	0	0
.230 MAINT EQUIPMENT	325	0	0	0	0	0	0
	<u>10,370</u>	<u>8,444</u>	<u>12,249</u>	<u>10,000</u>	<u>10,000</u>	<u>12,000</u>	<u>12,000</u>
.411 MAINT. SUPPLIES	3,015	2,825	3,248	2,700	2,700	2,000	3,000
.431 UTILITIES	28,156	27,648	28,629	35,000	35,000	35,000	37,000
.432 QUALITY TASK FORCE	0	1,745	3,006	3,000	3,000	3,000	3,000
.441 MAINT/RPR	33,781	29,750	38,066	20,000	20,000	15,000	20,000
.452 CONTRACTUAL	6,720	0	3,387	4,000	4,000	4,000	4,000
.469 MISCELLANEOUS	484	1,508	34	100	100	100	100
	<u>72,156</u>	<u>63,476</u>	<u>76,370</u>	<u>64,800</u>	<u>64,800</u>	<u>59,100</u>	<u>67,100</u>

SALARY AND WAGE SCHEDULE 5

DEPARTMENT: VILLAGE OFFICES
ACCOUNT NO:1620.1

<u>Title of Position</u>	<u>No.</u>	2005-2006	2005-2006	<u>No.</u>	2005-2006	2005-2006	<u>No.</u>	2006-2007	2006-2007
		Adopted	Total		Modified	Total Est.		Proposed	Total
		<u>Salary</u>	<u>Salaries</u>		<u>Salary</u>	<u>Salaries</u>		<u>Salary</u>	<u>Salaries</u>
.140 Caretaker	1	30,289	30,289	1	31,122	31,122	1	31,122	31,122
.189 Overtime/Vac		0	0		0	0		0	0
.192 Health Insurance Buyout		2,000	2,000		2,000	2,000		2,000	2,000
.199 Temporaries/Interns		0	0		0	0		0	0
TOTAL PERSONAL SERVICES:			<u>32,289</u>			<u>33,122</u>			<u>33,122</u>

	<u>2002-2003</u>	<u>2003-2004</u>	<u>2004-2005</u>	<u>2005-2006</u>	<u>2005-2006</u>	<u>2005-2006</u>	<u>2006-2007</u>
	<u>ACTUAL</u>	<u>ACTUAL</u>	<u>ACTUAL</u>	<u>ADOPTED</u>	<u>MODIFIED</u>	<u>ESTIMATED</u>	<u>ADOPTED</u>
<u>CENTRAL GARAGE</u>							
<u>(1640.0)</u>							
.1 PERSONAL SERVICES	52,749	134,387	130,982	128,256	124,256	136,200	140,686
.2 EQUIPMENT	16,129	3,395	15,562	5,000	5,000	5,000	5,000
.4 OTHER	161,593	177,206	246,382	186,500	186,500	220,869	237,000
TOTAL	<u>230,471</u>	<u>314,988</u>	<u>392,926</u>	<u>319,756</u>	<u>315,756</u>	<u>362,069</u>	<u>382,686</u>
.411 GARAGE SUPPLIES	460	253	0	500	500	0	0
.415 FUEL & OIL	45,170	54,680	89,358	60,000	60,000	92,000	95,000
.430 TIRES	9,457	9,746	17,191	10,000	10,000	10,000	14,000
.431 UTILITIES	13,644	13,392	15,921	12,000	12,000	12,000	15,000
.445 REPAIR PARTS	87,414	94,836	118,119	100,000	100,000	102,869	103,000
.450 GARAGE REPAIR/MAINT.	5,448	4,299	5,793	4,000	4,000	4,000	10,000
	<u>161,593</u>	<u>177,206</u>	<u>246,382</u>	<u>186,500</u>	<u>186,500</u>	<u>220,869</u>	<u>237,000</u>

SALARY AND WAGE SCHEDULE 5

**DEPARTMENT:CENTRAL GARAGE
ACCOUNT NO:1640.1**

<u>Title of Position</u>	<u>No.</u>	2005-2006	2005-2006	<u>No.</u>	2005-2006	2005-2006	<u>No.</u>	2006-2007	2006-2007
		Adopted	Total		Modified	Total Est.		Proposed	Total
		<u>Salary</u>	<u>Salaries</u>		<u>Salary</u>	<u>Salaries</u>		<u>Salary</u>	<u>Salaries</u>
.110 Garage Mechanic	2	60,128	120,256	2	64,100	128,200	2	66,343	132,686
.189 Overtime		8,000	8,000		8,000	8,000		8,000	8,000
.199 Temporaries		0	0		0	0		0	0
TOTAL PERSONAL SERVICES			<u>128,256</u>			<u>136,200</u>			<u>140,686</u>

		2002-2003	2003-2004	2004-2005	2005-2006	2005-2006	2005-2006	2006-2007
		<u>ACTUAL</u>	<u>ACTUAL</u>	<u>ACTUAL</u>	<u>ADOPTED</u>	<u>MODIFIED</u>	<u>ESTIMATED</u>	<u>ADOPTED</u>
CENTRAL COMM.	<u>(1650.497)</u>	<u>43,938</u>	<u>42,025</u>	<u>38,454</u>	<u>43,000</u>	<u>43,000</u>	<u>40,000</u>	<u>45,000</u>
CENTRAL SUPPLIES	<u>(1660.496)</u>	<u>32,055</u>	<u>33,537</u>	<u>39,583</u>	<u>35,000</u>	<u>35,000</u>	<u>35,000</u>	<u>38,000</u>
CENTRAL PRINT/MAIL	<u>(1670.495)</u>	<u>40,104</u>	<u>42,574</u>	<u>39,416</u>	<u>42,000</u>	<u>42,000</u>	<u>42,000</u>	<u>45,000</u>
TOTAL		<u><u>116,097</u></u>	<u><u>118,136</u></u>	<u><u>117,453</u></u>	<u><u>120,000</u></u>	<u><u>120,000</u></u>	<u><u>117,000</u></u>	<u><u>128,000</u></u>

	<u>2002-2003</u>	<u>2003-2004</u>	<u>2004-2005</u>	<u>2005-2006</u>	<u>2005-2006</u>	<u>2005-2006</u>	<u>2006-2007</u>
	<u>ACTUAL</u>	<u>ACTUAL</u>	<u>ACTUAL</u>	<u>ADOPTED</u>	<u>MODIFIED</u>	<u>ESTIMATED</u>	<u>ADOPTED</u>
<u>MGT INFO SVCES</u>							
	<u>(1680.0)</u>						
.1 PERSONAL SERVICES	0	52,849	71,945	67,000	50,567	79,000	80,000
.2 EQUIPMENT	15,846	8,952	21,284	15,000	15,000	12,000	11,000
.4 OTHER	54,701	55,542	45,758	56,600	56,600	51,300	55,365
TOTAL	<u>70,547</u>	<u>117,343</u>	<u>138,987</u>	<u>138,600</u>	<u>122,167</u>	<u>142,300</u>	<u>146,365</u>
.408 MAGNETIC MEDIA	265	51	28	1,000	1,000	700	1,030
.409 SOFTWARE	2,657	910	713	8,000	8,000	5,000	5,000
.410 AUDIO VISUAL SUPPLIES	0	378	148	1,000	1,000	2,000	1,545
.411 COMP. SUPPLIES	8,059	6,258	9,231	11,000	11,000	11,000	11,330
.498 EDUC & TRAINING	2,613	4,697	2,503	3,500	3,500	500	3,500
.499 CONTRACTUAL	41,107	43,248	33,135	32,100	32,100	32,100	32,960
	<u>54,701</u>	<u>55,542</u>	<u>45,758</u>	<u>56,600</u>	<u>56,600</u>	<u>51,300</u>	<u>55,365</u>

SALARY AND WAGE SCHEDULE 5

DEPARTMENT: MGMT. INFO. SVCES.

ACCOUNT NO: (1680.1)

<u>Title of Position</u>	<u>No.</u>	2005-2006	2005-2006	<u>No.</u>	2005-2006	2005-2006	<u>No.</u>	2006-2007	2006-2007
		Adopted	Total		Modified	Total Est.		Proposed	Total
		<u>Salary</u>	<u>Salaries</u>		<u>Salary</u>	<u>Salaries</u>		<u>Salary</u>	<u>Salaries</u>
.110 MIS Coord.	1	53,000	53,000	1	60,000	60,000	1	60,000	60,000
.192 Health Insurance Buyout		2,000	2,000		2,000	2,000		2,000	2,000
.199 Part Time Help		12,000	12,000		12,000	17,000		18,000	<u>18,000</u>
TOTAL PERSONAL SERVICES:			<u>67,000</u>			<u>79,000</u>			<u>80,000</u>

	<u>2002-2003</u>	<u>2003-2004</u>	<u>2004-2005</u>	<u>2005-2006</u>	<u>2005-2006</u>	<u>2005-2006</u>	<u>2006-2007</u>
	<u>ACTUAL</u>	<u>ACTUAL</u>	<u>ACTUAL</u>	<u>ADOPTED</u>	<u>MODIFIED</u>	<u>ESTIMATED</u>	<u>ADOPTED</u>
<u>SPECIAL ITEMS</u>							
	<u>(1900.0)</u>						
(1910.422) UNALLOCATED INS.	248,045	249,067	336,814	348,000	348,000	335,726	350,000
(1930.439) JUDGMENTS & CLAIMS	288	0	16,933	40,000	40,000	10,000	15,000
(1980.423) CONSULTING FEES	136,046	146,665	103,934	110,000	110,000	105,000	100,000
(1990.424) CONTINGENT ACCT.	175,000	175,000	150,000	133,000	133,000	133,000	193,000
(1995.426) BONDING EXPENSES	6,304	5,554	4,702	7,000	7,000	6,500	7,000
	<u>565,683</u>	<u>576,286</u>	<u>612,383</u>	<u>638,000</u>	<u>638,000</u>	<u>590,226</u>	<u>665,000</u>
TOTAL	<u>565,683</u>	<u>576,286</u>	<u>612,383</u>	<u>638,000</u>	<u>638,000</u>	<u>590,226</u>	<u>665,000</u>

	<u>2002-2003</u>	<u>2003-2004</u>	<u>2004-2005</u>	<u>2005-2006</u>	<u>2005-2006</u>	<u>2005-2006</u>	<u>2006-2007</u>
	<u>ACTUAL</u>	<u>ACTUAL</u>	<u>ACTUAL</u>	<u>ADOPTED</u>	<u>MODIFIED</u>	<u>ESTIMATED</u>	<u>ADOPTED</u>
<u>POLICE DEPARTMENT</u>							
	<u>(3120.0)</u>						
.1 PERSONAL SERVICES	1,669,876	2,488,598	2,471,040	2,634,709	2,421,685	2,599,984	2,697,042
.2 EQUIPMENT	11,681	15,320	4,540	0	0	0	0
.4 OTHER	97,207	102,285	93,365	121,306	121,306	102,150	107,628
TOTAL	<u>1,778,764</u>	<u>2,606,203</u>	<u>2,568,945</u>	<u>2,756,015</u>	<u>2,542,991</u>	<u>2,702,134</u>	<u>2,804,670</u>
.410 DET. SUPPLIES	2,224	1,884	2,798	3,000	3,000	2,000	3,000
.411 SUPPLIES	3,376	5,055	4,408	10,110	10,110	7,000	4,000
.421 OPTICAL	2,616	2,606	2,477	3,000	3,000	2,500	3,000
425 UNIFORM ALLOW	28,196	27,392	31,947	33,800	33,800	33,800	33,800
.435 MED SUPPLIES	837	854	280	1,500	1,500	1,400	1,500
.444 ELECTRONICS	3,498	3,186	1,891	5,000	5,000	2,500	5,000
450 FIREARM REPR/AMMO/EQUIP	4,291	3,929	3,556	8,396	8,396	6,000	5,500
.454 SPECIALIZED TRAIN	0	6,448	223	3,500	3,500	1,000	0
.455 CONFERENCES/SEMINARS	3,271	0	1,426	4,000	4,000	1,000	5,000
.469 MISCELLANEOUS	6,037	6,886	5,778	6,000	6,000	4,500	6,000
.470 PROF.DEVE.	22,952	24,640	19,439	20,000	20,000	20,000	20,000
.471 HEALTH/SURGEON	433	0	500	500	500	250	500
.489 AUXILIARY	1,980	0	200	500	500	200	500
.499 CONTRACTUAL	17,496	19,405	18,442	22,000	22,000	20,000	19,828
	<u>97,207</u>	<u>102,285</u>	<u>93,365</u>	<u>121,306</u>	<u>121,306</u>	<u>102,150</u>	<u>107,628</u>

SALARY AND WAGE SCHEDULE 5

DEPARTMENT:POLICE

ACCOUNT NO:3120.1

<u>Title of Position</u>	<u>No.</u>	2005-2006		<u>No.</u>	2005-2006		<u>No.</u>	2006-2007	
		<u>Adopted</u>	<u>Total</u>		<u>Modified</u>	<u>Total Est.</u>		<u>Proposed</u>	<u>Total</u>
		<u>Salary</u>	<u>Salaries</u>		<u>Salary</u>	<u>Salaries</u>		<u>Salary</u>	<u>Salaries</u>
.110 Police Chief	1	110,938	110,938	1	112,000	112,000	1	112,000	112,000
.120 Lieutenant	1	98,163	98,163	1	98,163	98,163	1	98,037	98,037
.130 Senior Typist	1	42,320	42,320	1	44,119	44,119	1	44,119	44,119
.140 Sergeant	6	88,298	529,788	6	88,298	529,788	6	91,742	550,452
.150 Patrolmen Det	2	82,540	165,080	2	82,540	165,080	2	85,757	171,514
.160 Patrolmen	18	38,603	76,781	18	38,603	76,781	18	40,109	79,776
			1,350,000			1,300,000			1,375,000
.170 School Crossing GuardsP/T	8	15,75 H	67,420	8	15,75 H	60,000	8	15,75 H	67,420
.189 Overtime		150,000	150,000		150,000	170,000		150,000	150,000
.190 Holiday Pay		38,000	38,000		38,000	38,000		46,500	46,500
.191 Retro Pay(current yr.)		0	0		0	0		0	0
.192 Health Insurance Buyout		1,000	1,000		1,000	834		0	0
.193 Longevity/Cont.		32,000	32,000		32,000	32,000		32,000	32,000
.195 Police School/Trng		50,000	50,000		50,000	50,000		50,000	50,000
TOTAL PERSONAL SERVICES:			<u>2,634,709</u>			<u>2,599,984</u>			<u>2,697,042</u>

	<u>2002-2003</u>	<u>2003-2004</u>	<u>2004-2005</u>	<u>2005-2006</u>	<u>2005-2006</u>	<u>2005-2006</u>	<u>2006-2007</u>
	<u>ACTUAL</u>	<u>ACTUAL</u>	<u>ACTUAL</u>	<u>ADOPTED</u>	<u>MODIFIED</u>	<u>ESTIMATED</u>	<u>ADOPTED</u>
<u>FIRE PROTECTION</u>							
<u>(3410.0)</u>							
.1 PERSONAL SERVICES	0	536,670	590,571	621,100	515,896	619,193	651,185
.2 EQUIPMENT	2,145	5,361	15,370	0	0	0	0
.4 OTHER	709,313	723,499	789,282	839,408	839,408	828,608	880,311
TOTAL	<u>711,458</u>	<u>1,265,530</u>	<u>1,395,223</u>	<u>1,460,508</u>	<u>1,355,304</u>	<u>1,447,801</u>	<u>1,531,496</u>
.411 MAINT. SUPPLIES	0	0	6,951	2,500	2,500	2,500	3,000
.425 UNIFORMS	7,952	5,950	5,115	7,000	7,000	6,000	7,300
.426 TURNOUT GEAR	13,838	1,237	119	3,000	3,000	2,000	3,100
.441 EQUIPMENT MAINT/REPAIRS	0	0	0	0	0	0	10,000
.444 ELECTRONIC EQUIPMT.	1,200	1,135	1,409	3,000	3,000	2,000	3,500
.445 MAINT./REPAIRS	1,329	3,707	8,284	4,000	4,000	4,000	4,000
.450 UTILITIES	12,926	11,543	17,478	25,000	25,000	24,000	27,000
.451 HEATING FUEL	0	0	7,011	12,000	12,000	10,000	12,000
.454 TRAINING	12,897	206	92	7,300	7,300	5,000	5,000
.469 MISC. SUPPLIES	5,022	6,205	9,677	8,500	8,500	6,500	8,500
.470 EMS SUPPLIES	0	0	0	2,000	2,000	1,500	2,000
.471 HOSE REPLACEMENT	0	0	0	5,000	5,000	5,000	10,000
.498 CONTRACTUAL	0	0	0	0	0	0	2,000
.499 CONTRACTUAL (PORT CHESTER)	709,313	723,499	733,146	760,108	760,108	760,108	782,911
TOTAL	<u>764,477</u>	<u>753,482</u>	<u>789,282</u>	<u>839,408</u>	<u>839,408</u>	<u>828,608</u>	<u>880,311</u>

SALARY AND WAGE SCHEDULE 5

DEPARTMENT: FIRE

ACCOUNT NO: (3410.1)

<u>Title of Position</u>	<u>No.</u>	2005-2006	2005-2006	<u>No.</u>	2005-2006	2005-2006	<u>No.</u>	2006-2007	2006-2007
		Adopted	Total		Modified	Total Est.		Proposed	Total
		<u>Salary</u>	<u>Salaries</u>		<u>Salary</u>	<u>Salaries</u>		<u>Salary</u>	<u>Salaries</u>
.110 Lieutenant	0	0	0	0	0	0	0	0	0
.160 Firefighter		35,247			35,247			35,247	
	8	74,374	568,000	8	74,374	568,000	8	74,374	594,992
.170 Caretaker (.10 Salary)	1	3,100	3,100		3,193	3,193	1	3,193	3,193
.189 Overtime		32,000	32,000		32,000	30,000		32,000	32,000
.190 Holiday		18,000	18,000		18,000	18,000		21,000	21,000
TOTAL PERSONAL SERVICES:		<u>621,100</u>			<u>619,193</u>				<u>651,185</u>

	<u>2002-2003</u>	<u>2003-2004</u>	<u>2004-2005</u>	<u>2005-2006</u>	<u>2005-2006</u>	<u>2005-2006</u>	<u>2006-2007</u>
	<u>ACTUAL</u>	<u>ACTUAL</u>	<u>ACTUAL</u>	<u>ADOPTED</u>	<u>MODIFIED</u>	<u>ESTIMATED</u>	<u>ADOPTED</u>
<u>CONTROL OF DOGS</u>							
	<u>(3510.4)</u>						
.1 PERSONAL SERVICES	0	0	0	0	0	0	0
.4 OTHER	17,673	17,673	17,673	17,673	17,673	17,673	17,673
TOTAL	<u>17,673</u>	<u>17,673</u>	<u>17,673</u>	<u>17,673</u>	<u>17,673</u>	<u>17,673</u>	<u>17,673</u>
.499 CONTRACTUAL	17,673	17,673	17,673	17,673	17,673	17,673	17,673
	<u>17,673</u>	<u>17,673</u>	<u>17,673</u>	<u>17,673</u>	<u>17,673</u>	<u>17,673</u>	<u>17,673</u>

	<u>2002-2003</u>	<u>2003-2004</u>	<u>2004-2005</u>	<u>2005-2006</u>	<u>2005-2006</u>	<u>2005-2006</u>	<u>2006-2007</u>
	<u>ACTUAL</u>	<u>ACTUAL</u>	<u>ACTUAL</u>	<u>ADOPTED</u>	<u>MODIFIED</u>	<u>ESTIMATED</u>	<u>ADOPTED</u>
<u>SAFETY INSPECTION</u>							
<u>(3620.0)</u>							
.1 PERSONAL SERVICES	127,273	230,719	275,216	369,670	518,138	346,175	386,634
.2 EQUIPMENT	906	2,062	2,589	1,000	1,000	8,000	0
.4 OTHER	10,507	6,178	17,837	10,500	10,500	6,300	11,000
TOTAL	<u>138,686</u>	<u>238,959</u>	<u>295,642</u>	<u>381,170</u>	<u>529,638</u>	<u>360,475</u>	<u>397,634</u>
.411 OFFICE SUPPLIES	1,061	390	789	500	500	300	0
.469 MISC. SUPPLIES/EQUIPMENT	0	0	0	2,000	2,000	1,000	2,500
.470 PRINTING/REPROD.	774	879	1,055	2,000	2,000	2,000	2,500
.498 DUES/PUBLIC./CODE	2,992	3,523	5,517	6,000	6,000	3,000	6,000
.499 CONTRACTUAL	5,680	1,386	10,476	0	0	0	0
	<u>10,507</u>	<u>6,178</u>	<u>17,837</u>	<u>10,500</u>	<u>10,500</u>	<u>6,300</u>	<u>11,000</u>

SALARY AND WAGE SCHEDULE 5

**DEPARTMENT:SAFETY INSPECTION
ACCOUNT NO.3620.1**

<u>Title of Position</u>	<u>No.</u>	2005-2006	2005-2006	<u>No.</u>	2005-2006	2005-2006	<u>No.</u>	2006-2007	2006-2007
		<u>Adopted</u>	<u>Total</u>		<u>Modified</u>	<u>Total Est.</u>		<u>Proposed</u>	<u>Total</u>
		<u>Salary</u>	<u>Salaries</u>		<u>Salary</u>	<u>Salaries</u>		<u>Salary</u>	<u>Salaries</u>
.110 Vill.Eng/DPW.	1	90,337	90,337	1	93,725	93,725	1	93,725	93,725
.120 Bldg.Insp.	1	0	0	1	0	0	1	85,000	85,000
.130 Sr. Office Asst.	1	40,296	40,296	1	41,706	41,706	1	41,706	41,706
.140 Office Assistant	1	34,644	34,644	1	36,203	36,203	1	36,203	36,203
.150 Code Enforcement	0	49,000	49,000	1	49,000	49,000	1	59,000	59,000
.160 Asst. Bldg. Insp.	1	67,893	67,893	1	70,541	70,541	1	0	0
.170 Jr. Engineer	1	55,000	55,000	1	55,000	45,000	1	47,000	47,000
.189 Overtime		7,000	7,000		7,000	6,000		8,000	8,000
.199 Part time Help		25,500	25,500		25,500	4,000		16,000	16,000
TOTAL PERSONAL SERVICES:			<u>369,670</u>			<u>346,175</u>			<u>386,634</u>

		<u>2002-2003</u> <u>ACTUAL</u>	<u>2003-2004</u> <u>ACTUAL</u>	<u>2004-2005</u> <u>ACTUAL</u>	<u>2005-2006</u> <u>ADOPTED</u>	<u>2005-2006</u> <u>MODIFIED</u>	<u>2005-2006</u> <u>ESTIMATED</u>	<u>2006-2007</u> <u>ADOPTED</u>
<u>AMBULANCE SERVICE</u>	<u>(4540.4)</u>							
.460 AMBULANCE		<u>65,133</u>	<u>69,708</u>	<u>87,579</u>	<u>113,600</u>	<u>113,600</u>	<u>140,400</u>	<u>165,000</u>
TOTAL		<u><u>65,133</u></u>	<u><u>69,708</u></u>	<u><u>87,579</u></u>	<u><u>113,600</u></u>	<u><u>113,600</u></u>	<u><u>140,400</u></u>	<u><u>165,000</u></u>

	<u>2002-2003</u> <u>ACTUAL</u>	<u>2003-2004</u> <u>ACTUAL</u>	<u>2004-2005</u> <u>ACTUAL</u>	<u>2005-2006</u> <u>ADOPTED</u>	<u>2005-2006</u> <u>MODIFIED</u>	<u>2005-2006</u> <u>ESTIMATED</u>	<u>2006-2007</u> <u>ADOPTED</u>
<u>HIGHWAY DEPARTMENT</u> (Various)							
<u>ADMINISTRATION:</u> (5010.0)							
.1 PERSONAL SERVICES	0	0	0	0	0	0	0
.4 EDUCATION AND TR	2,200	0	0	0	0	0	0
TOTAL	<u>2,200</u>	<u>0</u>	<u>0</u>	<u>0</u>	<u>0</u>	<u>0</u>	<u>0</u>
<u>HIGHWAY MAINT:</u> (5110.0)							
.1 PERSONAL SERVICES	358,683	543,211	599,677	664,138	515,688	687,194	701,827
.2 EQUIPMENT	354	2,447	648	0	0	0	0
.4 OTHER	21,634	45,196	57,301	56,600	56,600	50,044	58,500
TOTAL	<u>380,671</u>	<u>590,854</u>	<u>657,626</u>	<u>720,738</u>	<u>572,288</u>	<u>737,238</u>	<u>760,327</u>
.411 HIGHWAY SUPPLIES	505	3,184	7,738	2,500	2,500	5,000	4,000
.412 ST MAINT SUPPLIES	14,033	24,007	34,824	25,000	25,000	23,000	25,000
.413 ROAD SIGNS	3,332	3,346	6,011	6,500	6,500	5,000	6,500
.416 ROAD STRIPING	212	1,664	1,667	5,000	5,000	6,000	5,000
.420 CATCH BASINS	0	0	0	0	0	0	0
.425 UNIFORM ALLOW	2,433	7,426	6,058	6,000	6,000	6,544	6,500
.438 EQUIP RENTAL	1,000	4,114	0	3,500	3,500	1,000	3,500
.469 MISC. SUPPLIES	0	10	0	6,100	6,100	2,500	6,000
.498 EDUCATION/TRAINING	119	1,445	1,003	2,000	2,000	1,000	2,000
	<u>21,634</u>	<u>45,196</u>	<u>57,301</u>	<u>56,600</u>	<u>56,600</u>	<u>50,044</u>	<u>58,500</u>

SALARY AND WAGE SCHEDULE 5

**DEPARTMENT: HIGHWAY MAINTENANCE
ACCOUNT NO: (5110.1)**

Title of Position	No.	2005-2006		No.	2005-2006		No.	2006-2007	
		Adopted	Total		Modified	Total Est.		Proposed	Total
		Salary	Salaries		Salary	Salaries		Salary	Salaries
.110 Dir of Operations/Foreman	1	66,103	66,103	1	70,230	70,230	1	70,230	70,230
.140 Hvy Motor Equip Oper	1	57,899	57,899	1	61,724	61,724	1	63,884	63,884
.150 Motor Equipment Operators	4	57,159	228,636	4	60,935	243,740	4	63,067	252,268
.160 Road Maintainers	4	34,500		4	36,779		4	38,066	
		50,374	209,500		53,702	209,500		55,581	213,445
.189 Overtime		50,000	50,000		50,000	50,000		50,000	50,000
.192 Health Insurance Buyout		2,000	2,000		2,000	2,000		2,000	2,000
.199 Temp Help		50,000	50,000		50,000	50,000		50,000	50,000
TOTAL PERSONAL SERVICES:			<u>664,138</u>			<u>687,194</u>			<u>701,827</u>

	<u>2002-2003</u> <u>ACTUAL</u>	<u>2003-2004</u> <u>ACTUAL</u>	<u>2004-2005</u> <u>ACTUAL</u>	<u>2005-2006</u> <u>ADOPTED</u>	<u>2005-2006</u> <u>MODIFIED</u>	<u>2005-2006</u> <u>ESTIMATED</u>	<u>2006-2007</u> <u>ADOPTED</u>
<u>SNOW REMOVAL:</u>							
	<u>(5142.0)</u>						
.1 PERSONAL SERVICES	10,772	88,411	109,976	30,000	30,000	75,000	40,000
.4 OTHER	63,624	52,609	100,370	75,000	75,000	70,000	75,000
TOTAL	<u>74,396</u>	<u>141,020</u>	<u>210,346</u>	<u>105,000</u>	<u>105,000</u>	<u>145,000</u>	<u>115,000</u>
.417 SAND/SALT/CAL CHL	<u>63,624</u>	<u>52,609</u>	<u>100,370</u>	<u>75,000</u>	<u>80,000</u>	<u>70,000</u>	<u>75,000</u>
	63,624	52,609	100,370	75,000	80,000	70,000	75,000

SALARY AND WAGE SCHEDULE 5

**DEPARTMENT: SNOW REMOVAL
ACCOUNT NO: (5142.1)**

<u>Title of Position</u>	<u>No.</u>	2005-2006 Adopted <u>Salary</u>	2005-2006 Total <u>Salaries</u>	<u>No.</u>	2005-2006 Modified <u>Salary</u>	2005-2006 Total Est. <u>Salaries</u>	<u>No.</u>	2006-2007 Proposed <u>Salary</u>	2006-2007 Total <u>Salaries</u>
.199 Overtime/Temp Help		30,000	<u>30,000</u>		30,000	<u>75,000</u>		40,000	<u>40,000</u>
TOTAL PERSONAL SERVICES:			<u>30,000</u>			<u>75,000</u>			<u>40,000</u>

	<u>2002-2003</u>	<u>2003-2004</u>	<u>2004-2005</u>	<u>2005-2006</u>	<u>2005-2006</u>	<u>2005-2006</u>	<u>2006-2007</u>
	<u>ACTUAL</u>	<u>ACTUAL</u>	<u>ACTUAL</u>	<u>ADOPTED</u>	<u>MODIFIED</u>	<u>ESTIMATED</u>	<u>ADOPTED</u>
HUMAN SERVICES:							
	(6772.0)						
.1 PERSONAL SERVICES	111,853	160,692	163,661	164,336	159,959	170,013	172,963
.2 EQUIPMENT	3,127	5,634	1,477	0	2,000	2,000	0
.4 OTHER	53,086	56,307	59,561	71,700	71,700	74,150	76,800
TOTAL	<u>168,066</u>	<u>222,633</u>	<u>224,699</u>	<u>236,036</u>	<u>233,659</u>	<u>246,163</u>	<u>249,763</u>
.411 SUPPLIES	4,598	4,846	7,254	9,000	9,000	9,000	9,000
.445 REPAIR	9,445	12,157	7,480	14,000	14,000	12,000	11,000
.450 AJP UTILITIES	15,718	14,658	14,467	17,500	17,500	19,000	19,000
.454 TRAV/CONF/DUES	1,358	1,638	2,226	2,000	2,000	2,000	2,650
.469 MISCELLANEOUS	605	1,367	842	1,500	1,500	1,500	1,000
.475 TRANSPORTATION	1,420	1,075	1,900	2,000	2,000	2,000	5,000
.478 SPEC. EVENTS	1,175	415	2,631	3,500	3,500	3,500	3,500
.498 NUTRITION	11,635	12,217	16,868	14,700	14,700	17,650	18,150
.499 CONTRACTUAL	7,132	7,934	5,893	7,500	7,500	7,500	7,500
	<u>53,086</u>	<u>56,307</u>	<u>59,561</u>	<u>71,700</u>	<u>71,700</u>	<u>74,150</u>	<u>76,800</u>

SALARY AND WAGE SCHEDULE 5

DEPARTMENT: HUMAN SERVICES

ACCOUNT NO: (6772.1)

<u>Title of Position</u>	<u>No.</u>	2005-2006	2005-2006	<u>No.</u>	2005-2006	2005-2006	<u>No.</u>	2006-2007	2006-2007
		Adopted	Total		Modified	Total Est.		Proposed	Total
		<u>Salary</u>	<u>Salaries</u>		<u>Salary</u>	<u>Salaries</u>		<u>Salary</u>	<u>Salaries</u>
.110 Sr. Cit . Coord.	1	70,886	70,886	1	74,430	74,430	1	74,430	74,430
.130 Caretaker (.9 Salary)	1	27,900	27,900	1	28,737	28,737	1	28,737	28,737
.150 Driver (PT)	1	15,500	15,500	1	15,500	15,000	1	15,750	15,750
.160 Prog. Ldrs		6,000	6,000		6,000	5,000		6,000	6,000
.180 Office Assistant	1	34,550	34,550	1	35,846	35,846	1	35,846	35,846
.189 Temp Help		0	0		0	0		3,200	3,200
.192 Health Insurance Buyout		2,000	2,000		2,000	2,000	1	0	0
.199 Overtime		7,500	7,500		7,500	9,000		9,000	9,000
TOTAL PERSONAL SERVICES:		<u>164,336</u>			<u>170,013</u>			<u>172,963</u>	

	<u>2002-2003</u>	<u>2003-2004</u>	<u>2004-2005</u>	<u>2005-2006</u>	<u>2005-2006</u>	<u>2005-2006</u>	<u>2006-2007</u>
	<u>ACTUAL</u>	<u>ACTUAL</u>	<u>ACTUAL</u>	<u>ADOPTED</u>	<u>MODIFIED</u>	<u>ESTIMATED</u>	<u>ADOPTED</u>
RECREATION DEPT							
	(7140.0)						
.1 PERSONAL SERVICES	387,605	453,627	461,121	488,731	460,658	509,047	532,733
.2 EQUIPMENT	1,961	2,120	1,955	0	0	5,800	0
.4 OTHER	179,122	177,664	219,240	210,600	210,600	244,000	255,350
TOTAL	<u>568,688</u>	<u>633,411</u>	<u>682,316</u>	<u>699,331</u>	<u>671,258</u>	<u>758,847</u>	<u>788,083</u>
.410 EXPEN./TRAINING	5,218	5,857	17,577	5,000	5,000	5,000	5,000
.419 TOOLS	514	190	711	500	500	500	750
.425 UNIFORM ALLOW	1,330	971	1,460	1,500	1,500	2,000	2,000
.431 UTILITIES	5,922	2,068	4,747	7,500	7,500	10,000	10,000
.445 EQUIPT REPAIR& SUPPLIES	56,666	51,087	63,817	56,600	56,600	70,000	80,000
.458 SHADE TREES	0	7,000	9,492	10,000	10,000	15,000	12,500
.469 MISC. SUPPLIES	206	0	0	2,500	2,500	1,500	0
.470 DAY CAMP & SUPPLIES	20,867	21,887	33,954	37,000	37,000	40,000	40,000
.472 ICE SKATING	10,264	8,320	7,635	10,000	10,000	10,000	10,000
.473 UNIFORMS & SUPPLIES	40,262	43,742	53,071	45,000	45,000	55,000	55,000
.475 ADULT PROGRAMS	17,563	18,806	10,759	18,000	18,000	18,000	23,000
.478 SPEC EVENTS	18,510	15,906	14,010	15,000	15,000	15,000	15,000
.499 CONTRACTUAL	1,800	1,830	2,007	2,000	2,000	2,000	2,100
	<u>179,122</u>	<u>177,664</u>	<u>219,240</u>	<u>210,600</u>	<u>210,600</u>	<u>244,000</u>	<u>255,350</u>

SALARY AND WAGE SCHEDULE 5

**DEPARTMENT:RECREATION
ACCOUNT NO: (7140.1)**

<u>Title of Position</u>	<u>No.</u>	2005-2006	2005-2006	<u>No.</u>	2005-2006	2005-2006	<u>No.</u>	2006-2007	2006-2007
		Adopted	Total		Modified	Total Est.		Proposed	Total
		<u>Salary</u>	<u>Salaries</u>		<u>Salary</u>	<u>Salaries</u>		<u>Salary</u>	<u>Salaries</u>
.110 Superintendent	1	67,763	67,763	1	70,541	70,541	1	70,541	70,541
.120 Recreation Leader	2	37,387	77,134	2	38,789	80,027	2	41,238	82,476
.130 Sr. Office Asst.	1	42,176	42,176	1	43,821	43,821	1	43,821	43,821
.140 Recreation Attendant	3	33,327	141,658	3	36,287	141,658	3	38,057	163,895
.150 Season Maint/Attend		30,000	30,000		30,000	35,000		30,000	30,000
.160 Program Leaders		108,000	108,000		108,000	120,000		120,000	120,000
.192 Health Insurance Buyout		2,000	2,000		2,000	2,000		2,000	2,000
.199 Overtime/Vacation Pay		20,000	20,000		20,000	16,000		20,000	20,000
TOTAL PERSONAL SERVICES:			<u>488,731</u>			<u>509,047</u>			<u>532,733</u>

	<u>2002-2003</u> <u>ACTUAL</u>	<u>2003-2004</u> <u>ACTUAL</u>	<u>2004-2005</u> <u>ACTUAL</u>	<u>2005-2006</u> <u>ADOPTED</u>	<u>2005-2006</u> <u>MODIFIED</u>	<u>2005-2006</u> <u>ESTIMATED</u>	<u>2006-2007</u> <u>ADOPTED</u>
<u>TEEN CENTER:</u> (7180.0)							
.1 PERSONAL SERVICES	0	0	0	2,000	2,000	2,000	2,000
.4 OTHER	9,988	1,832	7,999	8,000	8,000	6,000	8,000
TOTAL	<u>9,988</u>	<u>1,832</u>	<u>7,999</u>	<u>10,000</u>	<u>10,000</u>	<u>8,000</u>	<u>10,000</u>
.449 MISC SUPPLIES	9,988	1,832	3,676	8,000	8,000	8,000	8,000
.499 CONTRACTUAL	0	0	4,323	0	0	0	0
	<u>9,988</u>	<u>1,832</u>	<u>7,999</u>	<u>8,000</u>	<u>8,000</u>	<u>8,000</u>	<u>8,000</u>

SALARY AND WAGE SCHEDULE 5

DEPARTMENT: TEEN CENTER

ACCOUNT NO: (7180.1)

<u>Title of Position</u>	<u>No.</u>	2005-2006 Adopted <u>Salary</u>	2005-2006 Total <u>Salaries</u>	<u>No.</u>	2005-2006 Modified <u>Salary</u>	2005-2006 Total Est. <u>Salaries</u>	<u>No.</u>	2006-2007 Proposed <u>Salary</u>	2006-2007 Total <u>Salaries</u>
.120 Program Leader p/t		2,000	2,000		2,000	2,000		2,000	2,000
TOTAL PERSONAL SERVICES:			<u>2,000</u>			<u>2,000</u>			<u>2,000</u>

	<u>2002-2003</u>	<u>2003-2004</u>	<u>2004-2005</u>	<u>2005-2006</u>	<u>2005-2006</u>	<u>2005-2006</u>	<u>2006-2007</u>
	<u>ACTUAL</u>	<u>ACTUAL</u>	<u>ACTUAL</u>	<u>ADOPTED</u>	<u>MODIFIED</u>	<u>ESTIMATED</u>	<u>ADOPTED</u>
<u>HANDICAPPED:</u>							
	<u>(7150.0)</u>						
.1 PERSONAL SERVICES	0	0	0	0	0	0	0
.4 OTHER	9,450	7,650	8,009	8,310	8,310	8,309	8,640
TOTAL	<u>9,450</u>	<u>7,650</u>	<u>8,009</u>	<u>8,310</u>	<u>8,310</u>	<u>8,309</u>	<u>8,640</u>
.498 SE CONSORTIUM	5,450	5,650	6,009	6,310	6,310	6,309	6,640
.499 TR RETARDED	4,000	2,000	2,000	2,000	2,000	2,000	2,000
	<u>9,450</u>	<u>7,650</u>	<u>8,009</u>	<u>8,310</u>	<u>8,310</u>	<u>8,309</u>	<u>8,640</u>
<u>LIBRARY</u>							
	<u>(7410.469)</u>						
.469 CONTRACTUAL	326,792	329,899	339,796	348,592	348,592	348,592	351,320
.470 REPL. HEATING SYSTEM	12,833	12,833	0	0	0	0	0
TOTAL	<u>339,625</u>	<u>342,732</u>	<u>339,796</u>	<u>348,592</u>	<u>348,592</u>	<u>348,592</u>	<u>351,320</u>

	<u>2002-2003</u> <u>ACTUAL</u>	<u>2003-2004</u> <u>ACTUAL</u>	<u>2004-2005</u> <u>ACTUAL</u>	<u>2005-2006</u> <u>ADOPTED</u>	<u>2005-2006</u> <u>MODIFIED</u>	<u>2005-2006</u> <u>ESTIMATED</u>	<u>2006-2007</u> <u>ADOPTED</u>
<u>PLANNING BOARD</u> <u>(8020.0)</u>							
.1 PERSONAL SERVICES	0	0	0	1,000	0	0	5,000
.4 OTHER	2,895	3,990	5,925	3,125	3,125	3,125	3,000
TOTAL	<u>2,895</u>	<u>3,990</u>	<u>5,925</u>	<u>4,125</u>	<u>3,125</u>	<u>3,125</u>	<u>8,000</u>

SALARY AND WAGE SCHEDULE 5

DEPARTMENT: PLANNING BOARD
ACCOUNT NO: (8020.1)

<u>Title of Position</u>	<u>No</u>	2005-2006 Adopted <u>Salary</u>	2005-2006 Total <u>Salaries</u>	<u>No.</u>	2005-2006 Modified <u>Salary</u>	2005-2006 Total Est. <u>Salaries</u>	<u>No.</u>	2006-2007 Proposed <u>Salary</u>	2006-2007 Total <u>Salaries</u>
.199 Part time Videotaping/Minutes		1,000	<u>1,000</u>			<u>1,000</u>		5,000	<u>5,000</u>
TOTAL PERSONAL SERVICES:			<u>1,000</u>			<u>1,000</u>			<u>5,000</u>

	<u>2002-2003</u>	<u>2003-2004</u>	<u>2004-2005</u>	<u>2005-2006</u>	<u>2005-2006</u>	<u>2005-2006</u>	<u>2006-2007</u>
	<u>ACTUAL</u>	<u>ACTUAL</u>	<u>ACTUAL</u>	<u>ADOPTED</u>	<u>MODIFIED</u>	<u>ESTIMATED</u>	<u>ADOPTED</u>
<u>REFUSE COLLECTION & DISPOSAL (8160.0)</u>							
.468 REFUSE/RECYCLING COLL.	0	0	0	0	0	0	830,700
.469 REFUSE COLLECTION	674,207	594,576	605,000	620,000	620,000	605,822	0
.470 RECYCLING	210,680	186,207	200,000	240,000	240,000	237,243	0
.471 DISPOSAL FEES	112,334	85,998	145,000	105,000	105,000	111,013	105,000
TOTAL	<u>997,221</u>	<u>866,781</u>	<u>950,000</u>	<u>965,000</u>	<u>965,000</u>	<u>954,078</u>	<u>935,700</u>

	<u>2002-2003</u> <u>ACTUAL</u>	<u>2003-2004</u> <u>ACTUAL</u>	<u>2004-2005</u> <u>ACTUAL</u>	<u>2005-2006</u> <u>ADOPTED</u>	<u>2005-2006</u> <u>MODIFIED</u>	<u>2005-2006</u> <u>ESTIMATED</u>	<u>2006-2007</u> <u>ADOPTED</u>
<u>SHADE TREES</u> (8560.0)							
.1 PERSONAL SERVICES	0	0	0	0	0	0	0
.4 OTHER	79,113	79,113	66,710	65,000	65,000	65,000	50,000
TOTAL	<u>79,113</u>	<u>79,113</u>	<u>66,710</u>	<u>65,000</u>	<u>65,000</u>	<u>65,000</u>	<u>50,000</u>
.414 SHRUBS/TREES	2,858	2,858	45,835	15,000	15,000	15,000	10,000
.418 CONSTR SUPPLIES	0	0	0	0	0	0	0
.419 TOOLS/HARDWARE	46	46	0	0	0	0	0
.458 SUPPLEM'L SERVICES	76,209	76,209	20,875	50,000	50,000	50,000	40,000
	<u>79,113</u>	<u>79,113</u>	<u>66,710</u>	<u>65,000</u>	<u>65,000</u>	<u>65,000</u>	<u>50,000</u>

SALARY AND WAGE SCHEDULE 5

**DEPARTMENT: SHADE TREES
ACCOUNT NO: (8560.1)**

<u>Title of Position</u>	<u>No.</u>	2005-2006 Adopted <u>Salary</u>	2005-2006 Total <u>Salaries</u>	<u>No.</u>	2005-2006 Modified <u>Salary</u>	2005-2006 Total Est. <u>Salaries</u>	<u>No.</u>	2006-2007 Proposed <u>Salary</u>	2006-2007 Total <u>Salaries</u>
.199 Laborer p/t		0	0		0	0		0	0
TOTAL PERSONAL SERVICES:			<u>0</u>			<u>0</u>			<u>0</u>

	<u>2002-2003</u>	<u>2003-2004</u>	<u>2004-2005</u>	<u>2005-2006</u>	<u>2005-2006</u>	<u>2005-2006</u>	<u>2006-2007</u>
	<u>ACTUAL</u>	<u>ACTUAL</u>	<u>ACTUAL</u>	<u>ADOPTED</u>	<u>MODIFIED</u>	<u>ESTIMATED</u>	<u>ADOPTED</u>
<u>EMPLOYEE BENEFITS</u>							
(9000.0)							
10.428 STATE RETIREMENT	32,774	112,705	270,783	263,100	263,100	258,415	270,000
10.429 POLICE RETIREMENT	2,736	130,092	437,974	445,100	445,100	403,855	465,000
30.427 SOCIAL SECURITY	346,642	367,064	401,848	360,000	360,000	402,000	420,000
40.800 WORKERS COMP.	124,305	169,958	196,180	165,000	165,000	165,000	175,000
50.554 DISABILITY INSURANCE	1,088	2,589	2,243	3,000	3,000	3,000	3,000
50.555 UNEMPLOYMENT INSURANCE	7,834	14,308	11,779	12,000	12,000	18,000	18,000
50.560 PROFESSIONAL DEVEL.	0	2,000	1,500	4,000	4,000	2,000	4,000
50.815 LIFE INSURANCE	22,406	20,918	18,861	24,000	24,000	22,000	24,000
60.817 HEALTH INSURANCE	1,311,220	1,354,296	1,685,417	1,000,000	1,000,000	1,390,000	1,300,000
60.818 DENTAL INSURANCE	0	94,086	105,764	124,000	124,000	132,000	145,000
60.819 MEDICARE REIMBURSEMENT	0	31,035	36,062	36,000	36,000	40,352	44,000
60.820 VISION CARE	0	2,189	1,210	2,500	2,500	2,000	2,500
TOTAL	<u>1,849,005</u>	<u>2,301,240</u>	<u>3,169,621</u>	<u>2,438,700</u>	<u>2,438,700</u>	<u>2,838,622</u>	<u>2,870,500</u>
<u>DEBT SERVICE</u>							
(9710.0)							
SERIAL BONDS							
(9710.0)							
.600 PRINCIPAL	195,000	215,000	340,000	345,000	345,000	345,000	355,000
.301 INTEREST	172,071	278,385	268,041	256,594	256,594	256,594	237,732
TOTAL	<u>367,071</u>	<u>493,385</u>	<u>608,041</u>	<u>601,594</u>	<u>601,594</u>	<u>601,594</u>	<u>592,732</u>
BOND ANTIC. NOTES							
(9730.0)							
.100 PRINCIPAL	278,625	441,875	336,625	303,250	303,250	303,250	399,750
.101 INTEREST	26,052	17,043	15,199	25,100	25,100	25,100	41,173
TOTAL	<u>304,677</u>	<u>458,918</u>	<u>351,824</u>	<u>328,350</u>	<u>328,350</u>	<u>328,350</u>	<u>440,923</u>

		<u>2002-2003</u>	<u>2003-2004</u>	<u>2004-2005</u>	<u>2005-2006</u>	<u>2005-2006</u>	<u>2005-2006</u>	<u>2006-2007</u>
		<u>ACTUAL</u>	<u>ACTUAL</u>	<u>ACTUAL</u>	<u>ADOPTED</u>	<u>MODIFIED</u>	<u>ESTIMATED</u>	<u>ADOPTED</u>
<u>INTERFUND TRANSFER</u>	(9950.9)							
CAPITAL		462,787	933,167	1,271,484	540,600	540,600	540,600	377,661
TOTAL		<u>462,787</u>	<u>933,167</u>	<u>1,271,484</u>	<u>540,600</u>	<u>540,600</u>	<u>540,600</u>	<u>377,661</u>
TOTAL APPROPRIATIONS		<u>10,178,294</u>	<u>13,268,093</u>	<u>15,158,426</u>	<u>13,878,562</u>	<u>13,492,983</u>	<u>14,359,954</u>	<u>14,699,022</u>

SPECIAL ACCOUNTS TAX RATE CALCULATION

	<u>Assessed Value</u>	<u>Percentage</u>	<u>Tax Levy</u>	<u>Tax Rate</u>
Homestead Tax Rate	2,169,545,076	72.0217%		
Non-Homestead Tax Rate	<u>537,448,775</u>	<u>27.9783%</u>		
Total	2,706,993,851	100%		

Water Account

Homestead Tax Rate			115,083	0.05
Non-Homestead Tax Rate			<u>44,707</u>	0.08
Total			<u>159,790</u>	

Lighting Account

Homestead Tax Rate			176,536	0.08
Non-Homestead Tax Rate			<u>68,579</u>	0.13
Total			<u>245,115</u>	

Sewer Account

Homestead Tax Rate			278,957	0.13
Non-Homestead Tax Rate			<u>108,366</u>	0.20
Total			<u>387,323</u>	

	<u>2002-2003</u>	<u>2003-2004</u>	<u>2004-2005</u>	<u>2005-2006</u>	<u>2005-2006</u>	<u>2005-2006</u>	<u>2006-2007</u>
	<u>ACTUAL</u>	<u>ACTUAL</u>	<u>ACTUAL</u>	<u>ADOPTED</u>	<u>MODIFIED</u>	<u>ESTIMATED</u>	<u>ADOPTED</u>
<u>CAPITAL PROJ FUND</u>							
<u>(901)</u>							
3620.101 BUILDING VIOLATIONS SOFTWARE	0	0	0	0	0	0	13,200
6772.203 REPLACE TILE FLOOR @ AJP COMM. CENTER	0	0	0	0	0	0	24,461
7140.401 RESURFACE TENNIS CTS @ PINE RIDGE	0	0	0	0	0	0	15,000
5110.208 HIGHWAY IMPROVEMENTS	<u>0</u>	<u>0</u>	<u>0</u>	<u>0</u>	<u>0</u>	<u>0</u>	<u>325,000</u>
TOTAL CAPITAL APPROP.	<u>0</u>	<u>0</u>	<u>0</u>	<u>0</u>	<u>0</u>	<u>0</u>	<u>377,661</u>

SUMMARY OF CAPITAL PROJECTS

<u>PROJECT</u>	<u>AMOUNT</u>	
BUILDING VIOLATIONS SOFTWARE	13,200	
REPLACE TILE FLOOR @ AJP COMM. CENTER	24,461	
RESURFACE TENNIS CTS @ PINE RIDGE	15,000	
HIGHWAY IMPROVEMENTS	<u>325,000</u>	
TOTAL TRANSFER FROM GENERAL FUND (FUND BALANCE)		<u>377,661</u>
3 POLICE VEHICLES	78,000	
REPLACE PARKS PICK-UP TRUCK	30,000	
REPLACE 1996 CHEVY 3500 SMALL DUMP TRUCK	50,000	
SIDEWALK REPLACEMENT PLAN	150,000	
BASE STATION RADIO REPLACEMENT - POLICE	30,000	
SPRINKLER SYSTEM/DRAINAGE @ PINE RIDGE PARK	40,000	
TOTAL GOA DEBT		<u>378,000</u>
TRAIL SYSTEM @ KING STREET/LINCOLN AVENUE	40,000	
SPRINKLER/DRAINAGE SYSTEM - PINE RIDGE PARK	<u>60,000</u>	
TOTAL TRANSFER FROM RECREATION TRUST AND AGENCY ACCOUNT		<u>100,000</u>

VILLAGE OF RYE BROOK - SCHEDULE 2 - REVENUES

<u>REVENUE CATEGORY</u>	<u>2002-2003 ACTUAL</u>	<u>2003-2004 ACTUAL</u>	<u>2004-2005 ACTUAL</u>	<u>2005-2006 ADOPTED</u>	<u>2005-2006 ESTIMATED</u>	<u>2006-2007 ADOPTED</u>
<u>GENERAL FUND</u>						
Real Property Taxes - Current	8,577,937	9,134,140	9,393,905	9,894,338	10,686,566	11,383,169
Real Property Taxes - Exempt Term	0	0	84	0	0	0
Interest and Penalties on Taxes	8,136	9,717	9,351	3,500	4,600	3,500
Airport Revenue	0	0	0	0	0	40,000
Cell Tower Lease Revenue	0	0	0	0	0	62,500
Gross Receipts Taxes	234,160	149,503	207,381	190,000	205,000	200,000
Sales Tax	842,426	914,356	1,086,096	950,000	1,020,000	980,000
Vital Statistics	5,270	2,160	7,680	6,000	7,200	6,500
Clerk's Fees	61,117	69,977	2,094	5,000	2,500	2,500
Police Department Fees	24,922	15,269	7,711	1,850	1,850	1,850
Alarm Permit Renewals/Fines	0	0	65,648	84,630	84,630	90,000
Prisoner Transportation	0	0	3,589	7,500	7,500	3,500
Inspection Fees	205,067	375,471	302,906	250,000	450,000	325,000
PILOTS	89,275	118,871	166,168	220,000	220,000	470,000
Parks & Recreation	207,919	212,683	239,585	280,655	280,655	345,655
AJP Rental	21,908	25,522	25,225	21,500	19,000	20,000
Other Government Services	69,728	61,012	70,767	70,000	70,000	30,000
Interest Earnings	97,759	94,239	94,635	80,000	130,000	100,000
Sale of Equipment	0	0	9,712	2,500	0	2,500
Insurance Recovery	110,254	83,186	24,136	55,000	50,000	40,000
Unclassified Income	7,669	9,080	2,453	3,500	5,000	3,500
Per Capita State Aid	37,289	37,289	37,289	37,289	38,687	38,687
Grant Revenue	5,000	0	15,300	0	3,450	0
Mortgage Tax	450,474	432,356	803,271	425,000	530,000	470,000
Selective Enforcement/O.T. Reimbursement	9,330	8,145	8,251	17,200	17,200	10,000
Highway Aid	113,553	0	0	40,000	80,000	40,000
Youth Funding	0	4,551	2,211	2,500	2,500	2,500
Cable TV Franchise Fees	92,800	134,282	124,668	95,000	120,000	120,000
Fines & Forfeitures	45,810	42,967	52,245	45,000	50,000	50,000
Total Revenue	<u>11,317,803</u>	<u>11,934,776</u>	<u>12,762,361</u>	<u>12,787,962</u>	<u>14,086,338</u>	<u>14,841,361</u>
Appropriated Fund Balance (Surplus)	250,000	350,000	522,000	350,000	350,000	100,000
Prior Year Designation for Retirement System	0	0	0	100,000	100,000	0
Transfer of Fund Balance for Retirement System	0	85,000	200,000	100,000	100,000	0
Transfer of Fund Balance for Capital Projects	590,714	880,542	771,000	540,600	540,600	377,661
	<u>12,158,517</u>	<u>13,250,318</u>	<u>14,255,361</u>	<u>13,878,562</u>	<u>15,176,938</u>	<u>15,319,022</u>

SUMMARY OF OUTSTANDING DEBT

<u>PROJECT</u>	<u>TYPE/ISSUE DATE</u>	<u>PRINCIPAL BALANCE</u>	<u>PRINCIPAL PAYMENT</u>	<u>INTEREST PAYMENT</u>	<u>TOTAL PAYMENT</u>
VARIOUS ITEMS	SERIAL BONDS (6/1/87 ISSUE)	40,000.00	15,000.00	2,750.00	17,750.00
VILLAGE HALL PROJECT	SERIAL BONDS (12/1/95 ISSUE)	1,985,000.00	160,000.00	98,285.00	258,285.00
VARIOUS ITEMS	SERIAL BONDS (5/15/98 ISSUE)	535,000.00	55,000.00	26,215.00	81,215.00
FIRE HOUSE CONSTRUCTION	SERIAL BONDS 4/29/03 ISSUE)	2,850,000.00	125,000.00	110,482.00	235,482.00
PINE RIDGE/RED ROOF FIELD	BOND ANTICIPATION NOTE (8/1/01 ISSUE)	75,000.00	75,000.00	2,243.00	77,243.00
FIRE RESCUE PUMPER	BOND ANTICIPATION NOTE (11/1/01 ISSUE)	75,750.00	75,750.00	2,495.00	78,245.00
SOCCER/SOFTBALL FIELD	BOND ANTICIPATION NOTE (10/22/02 ISSUE)	50,000.00	25,000.00	1,645.00	26,645.00
FIRE HOUSE SOIL CLEAN-UP	BOND ANTICIPATION NOTE (11/21/03 ISSUE)	175,000.00	87,500.00	8,640.00	96,140.00
SOCCER/SOFTBALL FIELD	BOND ANTICIPATION NOTE (10/29/04 ISSUE)	500,000.00	125,000.00	15,750.00	140,750.00
DUMP TRUCK	BOND ANTICIPATION NOTE (8/24/04 ISSUE)	46,000.00	11,500.00	1,710.00	13,210.00
TWO VEHICLE PROJECT	BOND ANTICIPATION NOTE (5/5/05 ISSUE)	126,000.00	0.00	3,390.00	3,390.00
SPRINKLER SYSTEM	BOND ANTICIPATION NOTE (10/4/05 ISSUE)	50,000.00	0.00	1,600.00	1,600.00
REPLACE STREET LIGHTS VILLAGE-WIDE	BOND ANTICIPATION NOTE (3/15/06 ISSUE)	100,000.00	0.00	0.00	3,700.00
VEHICLES	BOND ANTICIPATION NOTE (6/1/06 ISSUE)	158,000.00	0.00	0.00	0.00
ANNUAL SIDEWALK REPLACEMENT	BOND ANTICIPATION NOTE (6/1/06 ISSUE)	150,000.00	0.00	0.00	0.00
BASE STATION RADIO REPLACEMENT	BOND ANTICIPATION NOTE (6/1/06 ISSUE)	30,000.00	0.00	0.00	0.00
SPRINKLER SYSTEM/DRAINAGE @ PINE RIDGE P	BOND ANTICIPATION NOTE (6/1/06 ISSUE)	<u>40,000.00</u>	<u>0.00</u>	<u>0.00</u>	<u>0.00</u>
TOTALS		<u>6,985,750.00</u>	<u>754,750.00</u>	<u>275,205.00</u>	<u>1,033,655.00</u>
 PROJECTS APPROVED IN PREVIOUS YEARS					
REPLACE BONWIT SANITARY SEWER	BOND ANTICIPATION NOTE	225,000.00	0.00	0.00	0.00
BLIND BROOK EAST CHANNEL IMPROVEMENTS	BOND ANTICIPATION NOTE	150,000.00	0.00	0.00	0.00
CREATE DETENTION BASIN FOR BLIND BROOK	BOND ANTICIPATION NOTE	<u>250,000.00</u>	<u>0.00</u>	<u>0.00</u>	<u>0.00</u>
TOTALS		<u>625,000.00</u>	<u>0.00</u>	<u>0.00</u>	<u>0.00</u>

VILLAGE OF RYE BROOK - SCHEDULE 6 - INDEBTEDNESS

GENERAL FUND DEBT

SERIAL BONDS (6/1/87 ISSUE)

VARIOUS ITEMS

<u>ITEM</u>	<u>BALANCE</u>	<u>PRINCIPAL</u>	<u>INTEREST</u>	<u>% (EST)</u>
Machinery & Trucks	3,200.00	1,200.00	220.00	
Police Automobiles	1,600.00	600.00	110.00	
Recreation Land	6,000.00	2,250.00	413.00	
Recreation Land	2,000.00	750.00	137.00	
Storm Drainage	2,400.00	900.00	165.00	
Traffic Signals	2,800.00	1,050.00	193.00	
Village Offices	13,600.00	5,100.00	935.00	
Street Lighting	800.00	300.00	55.00	
King St. Land	7,600.00	2,850.00	522.00	6.87
TOTAL	40,000.00	15,000.00	2,750.00	17,750.00

SERIAL BONDS (12/1/95 ISSUE)

VILLAGE HALL PROJECT

<u>ITEM</u>	<u>BALANCE</u>	<u>PRINCIPAL</u>	<u>INTEREST</u>	<u>% (EST)</u>
Village Hall	1,985,000.00	160,000.00	98,285.00	5.25
TOTAL	1,985,000.00	160,000.00	98,285.00	258,285.00

SERIAL BONDS (5/15/98 ISSUE)

VARIOUS ITEMS

<u>ITEM</u>	<u>BALANCE</u>	<u>PRINCIPAL</u>	<u>INTEREST</u>	<u>% (EST)</u>
Two 35,000 GVW Trucks w/Plows	96,300.00			
Sewer Truck	53,500.00			
25 CY Lead Loader	10,700.00			
Road Resurfacing	90,950.00			
Royal Executive Park Tax Certiorari	96,300.00			
502 Ellendale Property	117,700.00			
Rec Apparatus Building	69,550.00			5.00
TOTAL	535,000.00	55,000.00	26,215.00	81,215.00

SERIAL BONDS 4/29/03 ISSUE)

FIRE HOUSE CONSTRUCTION

<u>ITEM</u>	<u>BALANCE</u>	<u>PRINCIPAL</u>	<u>INTEREST</u>	<u>% (EST)</u>
Fire House	2,850,000.00	125,000.00	110,482.00	3.95
TOTAL	2,850,000.00	125,000.00	110,482.00	235,482.00

BOND ANTICIPATION NOTE (8/1/01 ISSUE)**PINE RIDGE/RED ROOF FIELD**

<u>ITEM</u>	<u>BALANCE</u>	<u>PRINCIPAL</u>	<u>INTEREST</u>	<u>% (EST)</u>
Pine Ridge/Red Roof Field	75,000.00	75,000.00	2,243.00	2.88
TOTAL	75,000.00	75,000.00	2,243.00	77,243.00

BOND ANTICIPATION NOTE (11/1/01 ISSUE)**FIRE RESCUE PUMPER**

<u>ITEM</u>	<u>BALANCE</u>	<u>PRINCIPAL</u>	<u>INTEREST</u>	<u>% (EST)</u>
Fire Rescue Pumper	75,750.00	75,750.00	2,495.00	3.29
TOTAL	75,750.00	75,750.00	2,495.00	78,245.00

BOND ANTICIPATION NOTE (10/22/02 ISSUE)**SOCCER/SOFTBALL FIELD**

<u>ITEM</u>	<u>BALANCE</u>	<u>PRINCIPAL</u>	<u>INTEREST</u>	<u>% (EST)</u>
Soccer/Softball Field	50,000.00	25,000.00	1,645.00	3.29
TOTAL	50,000.00	25,000.00	1,645.00	26,645.00

BOND ANTICIPATION NOTE (11/21/03 ISSUE)**FIRE HOUSE SOIL CLEAN-UP**

<u>ITEM</u>	<u>BALANCE</u>	<u>PRINCIPAL</u>	<u>INTEREST</u>	<u>% (EST)</u>
Fire House Soil Clean-up	175,000.00	87,500.00	8,640.00	3.29
	175,000.00	87,500.00	8,640.00	96,140.00

BOND ANTICIPATION NOTE (10/29/04 ISSUE)**SOCCER/SOFTBALL FIELD**

<u>ITEM</u>	<u>BALANCE</u>	<u>PRINCIPAL</u>	<u>INTEREST</u>	<u>% (EST)</u>
Soccer/Softball Field	500,000.00	125,000.00	15,750.00	3.15
TOTAL	500,000.00	125,000.00	15,750.00	140,750.00

BOND ANTICIPATION NOTE (8/24/04 ISSUE)**DUMP TRUCK**

<u>ITEM</u>	<u>BALANCE</u>	<u>PRINCIPAL</u>	<u>INTEREST</u>	<u>% (EST)</u>
Dump Truck	46,000.00	11,500.00	1,710.00	3.71
TOTAL	46,000.00	11,500.00	1,710.00	13,210.00

BOND ANTICIPATION NOTE (5/5/05 ISSUE)**TWO VEHICLE PROJECT**

<u>ITEM</u>	<u>BALANCE</u>	<u>PRINCIPAL</u>	<u>INTEREST</u>	<u>% (EST)</u>
Two Vehicle Project	126,000.00	0.00	3,390.00	2.69
TOTAL	126,000.00	0.00	3,390.00	3,390.00

BOND ANTICIPATION NOTE (10/4/05 ISSUE)**SPRINKLER SYSTEM**

<u>ITEM</u>	<u>BALANCE</u>	<u>PRINCIPAL</u>	<u>INTEREST</u>	<u>% (EST)</u>
Sprinkler System-Garibaldi				
Pool @ Elm Hill Park	50,000.00	0.00	1,600.00	3.20
TOTAL	50,000.00	0.00	1,600.00	1,600.00

BOND ANTICIPATION NOTE (6/1/06 ISSUE)**VEHICLES**

<u>ITEM</u>	<u>BALANCE</u>	<u>PRINCIPAL</u>	<u>INTEREST</u>	<u>% (EST)</u>
Vehicles	158,000.00	0.00	0.00	4.33
TOTAL	158,000.00	0.00	0.00	0.00

BOND ANTICIPATION NOTE (6/1/06 ISSUE)**ANNUAL SIDEWALK REPLACEMENT**

<u>ITEM</u>	<u>BALANCE</u>	<u>PRINCIPAL</u>	<u>INTEREST</u>	<u>% (EST)</u>
Annual Sidewalk Replacement Plan	150,000.00	0.00	0.00	4.33
TOTAL	150,000.00	0.00	0.00	0.00

BOND ANTICIPATION NOTE (6/1/06 ISSUE)**BASE STATION RADIO REPLACEMENT**

<u>ITEM</u>	<u>BALANCE</u>	<u>PRINCIPAL</u>	<u>INTEREST</u>	<u>% (EST)</u>
Base Station Radio Replacement - Police	30,000.00	0.00	0.00	4.33
TOTAL	30,000.00	0.00	0.00	0.00

BOND ANTICIPATION NOTE (6/1/06 ISSUE)**SPRINKLER SYSTEM/DRAINAGE @ PINE RIDGE PARK**

<u>ITEM</u>	<u>BALANCE</u>	<u>PRINCIPAL</u>	<u>INTEREST</u>	<u>% (EST)</u>
Sprinkler System/Drainage @ Pine Ridge Park	40,000.00	0.00	0.00	4.33
TOTAL	40,000.00	0.00	0.00	0.00

SEWER FUND DEBT**BOND ANTICIPATION NOTE (6/1/06 ISSUE)****REPLACE BONWIT SANITARY SEWER**

<u>ITEM</u>	<u>BALANCE</u>	<u>PRINCIPAL</u>	<u>INTEREST</u>	<u>% (EST)</u>
Replace Bonwit Sanitary Sewer	225,000.00	0.00	0.00	4.33
TOTAL	225,000.00	0.00	0.00	0.00

BOND ANTICIPATION NOTE (6/1/06 ISSUE)**BLIND BROOK EAST CHANNEL IMPROVEMENTS**

<u>ITEM</u>	<u>BALANCE</u>	<u>PRINCIPAL</u>	<u>INTEREST</u>	<u>% (EST)</u>
Blind Brook East Channel Impr.	150,000.00	0.00	0.00	4.33
TOTAL	150,000.00	0.00	0.00	0.00

BOND ANTICIPATION NOTE (6/1/06 ISSUE)**CREATE DETENTION BASIN FOR BLIND BROOK**

<u>ITEM</u>	<u>BALANCE</u>	<u>PRINCIPAL</u>	<u>INTEREST</u>	<u>% (EST)</u>
Create Detention Basin for Blind Brook	250,000.00	0.00	0.00	4.33
TOTAL	250,000.00	0.00	0.00	0.00

LIGHTING FUND DEBT

BOND ANTICIPATION NOTE (3/15/06 ISSUE)

REPLACE STREET LIGHTS VILLAGE-WIDE

<u>ITEM</u>	<u>BALANCE</u>	<u>PRINCIPAL</u>	<u>INTEREST</u>	<u>% (EST)</u>
Repl. Street Lights Village-Wide	100,000.00	0.00	3,700.00	3.64
TOTAL	<u>100,000.00</u>	<u>0.00</u>	<u>3,700.00</u>	<u>3,700.00</u>

	<u>SERIAL</u>	<u>BANS</u>
TOTAL GENERAL FUND PRINCIPAL	<u>355,000.00</u>	<u>399,750.00</u>
TOTAL GENERAL FUND INTEREST	<u>237,732.00</u>	<u>37,473.00</u>
TOTAL SEWER FUND PRINCIPAL	<u>0.00</u>	<u>0.00</u>
TOTAL SEWER FUND INTEREST	<u>0.00</u>	<u>0.00</u>
TOTAL LIGHTING FUND PRINCIPAL	<u>0.00</u>	<u>0.00</u>
TOTAL LIGHTING FUND INTEREST	<u>0.00</u>	<u>3,700.00</u>

SCHEDULE OF PERSONNEL

<u>TITLE</u>	<u>NUMBER AUTHORIZED</u>	<u>NUMBER FILLED</u>	<u>NUMBER RECOMMENDED</u>
<u>ADMINISTRATOR'S OFFICE</u>			
Village Administrator	1	1	1
Assistant to Village Administrator	1	1	1
Secretary to Village Administrator	1	1	1
<u>TREASURER'S OFFICE</u>			
Village Treasurer	1	1	1
Deputy Village Treasurer	1	1	1
Office Assistant - Financial	2	2	2
MIS Coordinator	1	1	1
<u>VILLAGE OFFICES</u>			
Caretaker	1	1	1
<u>POLICE DEPARTMENT</u>			
Police Chief	1	1	1
Police Lieutenant	1	1	1
Office Assistant -Automated Systems	1	1	1
Police Sergeant	6	6	6
Detective	2	2	2
Patrolman	18	17	18
<u>FIRE PROTECTION</u>			
Firefighter	8	8	8
<u>SAFETY INSPECTION</u>			
Village Engineer/Director of Public Works	1	1	1
Jr. Engineer	1	1	1
Building Inspector	1	1	1
Code Enforcement Officer	1	1	1
Senior Office Assistant - Building	1	1	1
Intermediate Account-Clerk Typist	1	1	1
<u>CENTRAL GARAGE/HIGHWAY</u>			
General Foreman	1	1	1
Heavy Motor Equipment Operator	1	1	1
Automotive Mechanic	2	2	2
Motor Equipment Operator	4	4	4
Laborer	4	4	4
<u>HUMAN SERVICES</u>			
Coordinator, Senior Citizen Services	1	1	1
Caretaker	1	1	1
Recreation Assistant	1	1	1
<u>RECREATION</u>			
Supt. of Recreation	1	1	1
Recreation Leader	2	2	2
Recreation Assistant	1	1	1
Parks Attendant	3	3	3
TOTAL	74	73	74

VILLAGE OF RYE BROOK

LICENSE & PERMIT FEE SCHEDULE

CODE SECTION	SUBJECT	ADOPTED (2005-06) FEE	ADOPTED (2006-07) FEE	NOTES	LAST REVISED
	<u>Alarm Permits</u>				
70-5	Burglar and Fire (initial)	\$75	\$80		Jun-06
	Annual Renewal	\$50	\$55		Jun-06
	<u>Seniors</u>				
	Burglar and Fire Initial	\$25	\$25		Apr-01
	Annual Renewal	\$20	\$20		Apr-01
	<u>Burglar Alarm</u>				
	1st Alarm	\$0	\$0		Apr-02
	2nd Alarm	\$30	\$40		Jun-06
	3rd & 4th Alarm	\$60	\$80		Jun-06
	Additional	\$150	\$160		Jun-06
	<u>Fire Alarm</u>				
	1st Alarm	\$0	\$0		Apr-02
	2nd Alarm	\$60	\$70		Jun-06
	3rd & 4th Alarm	\$100	\$125		Jun-06
	Additional	\$200	\$225		Jun-06
	<u>Architectural Review Board</u> (See Building Permits)				
	<u>Blasting & Explosives</u>				
87-3B	Blasting License	\$100	\$250		Jun-06
	Renewal	\$100	\$100		Jun-91
87-5	Location Permit	\$50	\$50		Jun-91
	<u>Building Permits</u>				
91-6	Residential Filing Fee	\$45 + \$10/\$1,000 of construction	\$50 + \$12/\$1,000 of construction	Residential Fee plus \$12 for each \$1,000 or fraction thereof, of construction costs	Jun-06
	Commerical Filing Fee	\$55 + \$13/\$1,000 of construction	\$60 + \$16/\$1,000 of construction	Commercial Fee plus \$16 for each \$1,000 or fraction thereof, of construction costs	Jun-06
	Annual Renewal	\$100	\$100		Apr-03
	Changes in Approved Plans	\$45	\$45		Apr-03
	Special Permit application fee (in addition to site plan)	\$500	\$1,000		Jun-06
	Amendment to Bldg. Permits				
	Residential	\$35	\$50		Jun-06
	Commercial	\$55	\$60		Jun-06
	Administrative Fee for work progressed or completed without proper permits, in addition to other fees	\$900	Minimum \$500 plus 12% of construction costs		Jun-06
250-38	<u>Home Occupation Fees</u>				

VILLAGE OF RYE BROOK

LICENSE & PERMIT FEE SCHEDULE

CODE SECTION	SUBJECT	ADOPTED (2005-06) FEE	ADOPTED (2006-07) FEE	NOTES	LAST REVISED
	Application Fee	\$150	\$300		Jun-06
	Annual Renewal Fee	\$100	\$200		Jun-06
100-1 to	<u>Certificate of Occupancy</u>				
100-3	Residential-Temporary	\$200	\$250		Jun-06
	Commercial-Temporary	\$250	\$500		Jun-06
	<u>Residential-Permanent</u>				
	Up to \$20,000	\$50	\$50		Apr-05
	\$20,000 to \$50,000	\$75	\$100		Jun-06
	\$50,000 to \$100,000	\$100	\$150		Jun-06
	Over \$100,000	\$200	\$250		Jun-06
	<u>Commercial-Permanent:</u>				
	Up to \$200,000	\$200	\$400		Jun-06
	\$200,000 to \$300,000	\$250	\$500		Jun-06
	\$300,000 to \$400,000	\$300	\$600		Jun-06
	\$400,000 to \$500,000	\$350	\$700		Jun-06
	\$500,000 to \$1,000,000	\$450	\$900		Jun-06
	\$1,000,000 to \$2,000,000	\$600	\$1,200		Jun-06
	\$2,000,000 to \$3,000,000	\$800	\$1,600		Jun-06
	\$3,000,000 to 4,000,000	\$1,000	\$2,000		Jun-06
	\$4,000,000 to \$5,000,000	\$1,200	\$2,400		Jun-06
	Over \$5,000,000	\$1,750	\$3,500		Jun-06
	<u>Certificate of Residency</u>	\$2	\$2		May-88
107-6	<u>Demolition Permit</u>				
	Residential Filing Fee	\$45	\$50	Residential Fee plus \$12 for each \$1,000 or fraction thereof, of construction costs	Jun-06
	Commercial Filing Fee	\$55	\$60	Commerical Fee plus \$17 for each \$1,000 or fraction thereof, of construction costs	Jun-06
	<u>Electrical Permits</u>				
113-8	1 to 20 outlets	\$30	\$50		Jun-06
	21 to 50 outlets	\$40	\$60		Jun-06
	51 to 100 outlets	\$60	\$80		Jun-06
	101 to 200 outlets	\$100	\$120		Jun-06
	201 to 300 outlets	\$200	\$220		Jun-06
	Temporary Service	\$75	\$100		Jun-06
	Swimming Pool	\$75	\$150		Jun-06
	New Service:				
	200 amperes	\$50	\$70		Jun-06
	Over 200 amperes	\$75	\$85		Jun-06
	Gas Pump	\$50	\$60		Jun-06
	Heating Boiler	\$50	\$60		Jun-06
	Elevator	\$50	\$100		Jun-06
	Other	\$50	\$60		Jun-06

VILLAGE OF RYE BROOK

LICENSE & PERMIT FEE SCHEDULE

CODE SECTION	SUBJECT	ADOPTED (2005-06) FEE	ADOPTED (2006-07) FEE	NOTES	LAST REVISED
215-6	Bond (Utility Only)	\$10,000	\$10,000		
	Cash deposit (all others)	\$10	\$10	per sq. foot of trench opening	
215-8	Street Opening Permit	\$150	\$300	utility companies shall pay \$300 or \$3.00 per linear foot of trench, whichever is greater	Jun-06
	<u>Excavations & Topsoil Removal</u>				
121-4	Bond required, minimum	10,000	10,000		
121-5	Permit				
	Areas under 5,000 sq. ft.	\$25	\$50		Jun-06
	Areas over 5,000 sq. ft.	\$50	\$75	plus \$2 for each add'l 5,000 sq. feet or fraction thereof	Jun-06
	<u>Fire Inspection Fee</u>	n/a	\$100	Every 3 Years	Jun-06
	<u>Fuel tank permits</u>				
	Removal	n/a	\$100		Jun-06
	Installation	n/a	\$100		Jun-06
	<u>Fuel-fired or electronic heating equipment</u>	n/a	\$25/unit		Jun-06
174-4G	<u>Peddlers & Vendors</u>				
	License	\$50	\$75	plus cost of fingerprinting	Jun-06
	Renewal	\$50	\$75		Jun-06
	<u>Plumbing & Installation</u>				
185-5	Permit Fee				
185-6	Up to 5 fixtures	\$50	\$70		Jun-06
	Over 5 fixtures	\$50	\$70	plus \$7 for each fixture over the first five	Jun-06
	Sanitary Sewer Connection	\$50	\$70		Jun-06
	Storm Water Drain Connection	\$50	\$70		Jun-06
	Gas Line Connection	\$50	\$70		Jun-06
	Water line Connection	\$50	\$70		Jun-06
	<u>Replacement Recycling Bin</u>	\$6.00	\$8.75		Jun-06
47-1	<u>Professional/Consultant Fees</u>				
	Attorney, Plannner, Arborist, Engineer, or Other Consultant	Actual Cost	Actual Cost		Jan-96
	<u>Public Assembly Permit (annual)</u>	n/a	\$250		Jun-06
209-15	<u>Recreation Fees</u>				
	Subdivisions, Residential	\$7,000	\$8,000	per acre, plus \$1,750 per dwelling unit	Jun-06

VILLAGE OF RYE BROOK

LICENSE & PERMIT FEE SCHEDULE

CODE SECTION	SUBJECT	ADOPTED (2005-06) FEE	ADOPTED (2006-07) FEE	NOTES	LAST REVISED
	Site Plan, nonresidential	\$7,000	\$8,000	per acre, plus \$1,750 per 2,000 sq. feet	Jun-06
	A recreation fee for site plan approval is not required if a recreation fee has been imposed for subdivision approval				
196-2	Satellite Earth Station Antennas				
	Permit	\$500	\$1,000		Jun-06
	Sign Permits	n/a	same as Bldg. Permits		Jun-06
209-2	Site Plan and Approval				
	Residential	\$200	\$250	plus \$200 per addit'l unit	Jun-06
	Nonresidential	\$200	\$350	plus \$30 per pkg. space	Jun-06
	Site Plan amendment	n/a	\$500		Jun-06
250-7E	Planned Unit Development (PUD fee per acre)	\$350	\$500		Jun-06
219-18	Subdivisions				
	Application and Review	\$200	\$500	plus \$500 per new lot created	Jun-06
	Swimming Pools Residential				
224-3	Permit				
	Above Ground	\$150	\$200		Jun-06
	In-Ground	\$300	\$300		Jun-06
	Swimming Pools Commercial				
	Same as Building Permits				
250-6B	Fences and Walls	\$45	\$50	Residential Fee plus \$12 for each \$1,000 or fraction thereof, of construction costs	Jun-06
		\$55	\$50	Commercial Fee plus \$16 for each \$1,000 or fraction thereof, of construction costs	Jun-06
235-3	Tree Permits	\$30	\$40	Plus Consultant Fees	Jun-06
	Temporary Membrane (i.e. Tent) Structure Permit	n/a	\$100		June-06
	Temporary Construction Trailer Permit	n/a	\$100		June-06
245-6	Wetlands & Watercourse				
	Permit	\$100	\$150		Jun-06
	Application	\$750	\$750		Jan-96

VILLAGE OF RYE BROOK LICENSE & PERMIT FEE SCHEDULE

CODE SECTION	SUBJECT	ADOPTED (2005-06) FEE	ADOPTED (2006-07) FEE	NOTES	LAST REVISED
250-39F	<u>Wireless Telecommunications</u>				
	Wireless Telecommunications facilities special permit	\$1,500	\$1,500		Dec-99
	Wireless Telecommunications permit renewal	\$75	\$125		Jun-06
250-39D	Special Permit Renewal (9) (5 years)	\$250	\$300		Jun-06
Ch. 250	<u>Zoning Board of Appeals</u>				
	Application	\$250	\$275		Jun-06
Ch. 250	<u>Zoning Laws</u>				
	Copy of Law	Actual Cost	Actual Cost		
	<u>Police Miscellaneous</u>				
	Fingerprinting, per card	\$10	\$20	Resident fee	Jun-06
	Fingerprinting, per card (Added 3-24-1988)	\$20	\$30	Non-Resident Fee	Jun-06
	Non-Criminal	\$0	\$0		
	Non-infant	\$0	\$0		
	Accident Reports	\$0.25	\$0.25		
	Police Reports	\$0.25	\$0.25		
	<u>Photos:</u>				
	1 on 1 polaroid	\$5.00	\$5.00		
	35 mm 4X6 w/ neg.	\$5.00	\$5.00		
	35mm 4x6 no/neg	\$10	\$10		
	35mm 5x7 w/neg	\$10	\$10		
	35mm 5x7 no/neg	\$15	\$15		
	35mm 8x10 w/neg	\$15	\$15		
	35mm 8x10 no/neg	\$20	\$20		
	<u>Recreation-Program Fees</u>				
	Kindergarten Jr. Sports	\$65	\$65		Apr-05
	1st Grade Jr. Sports	\$65	\$65		Apr-05
	Rookie League	\$65	\$85		Jun-06
	Minor League Baseball	\$100	\$110		Jun-06
	Major League Baseball	\$100	\$110		Jun-06
	Minor League Softball	\$100	\$110		Jun-06
	Major League Softball	\$100	\$110		Jun-06
	Instructional Volleyball	\$40	\$45		Jun-06
	Pee Wee Sports	\$40	\$45		Jun-06
	Youth Tennis	\$90	\$90		Apr-05
	Men's Softball	\$840	\$900		Jun-06
	Country Line Dancing	\$10	\$10	weekly fee	Apr-05
	Mens Flag Football	\$500	\$840		Jun-06
	Travel Teen Center	\$35	\$35	per event	Apr-05

VILLAGE OF RYE BROOK

LICENSE & PERMIT FEE SCHEDULE

CODE SECTION	SUBJECT	ADOPTED (2005-06) FEE	ADOPTED (2006-07) FEE	NOTES	LAST REVISED
	Little League Baseball/Softball Clinic (new participant)	\$30	\$30		Apr-05
	Little League Baseball/Softball Clinic	\$15	\$15		Apr-05
	<u>Day Camp</u>				
	Rye Brook Day Camp	\$580	\$700	6 week resident	Jun-06
	Rye Brook Day Camp	\$390	\$500	add Child 6 week resident	Jun-06
	Rye Brook Day Camp	\$640	\$850	after 5/1 6 week resident	Jun-06
	Rye Brook Day Camp	\$390	\$600	add Child 6 week resident	Jun-06
	Rye Brook Day Camp	\$380	\$400	2 week session	Jun-06
	Rye Brook Day Camp	\$255	\$300	add Child 2 week session	Jun-06
	Rye Brook Day Camp	\$435	\$600	2 week non-resident after 5/1	Jun-06
	Rye Brook Day Camp		\$500	add Child 2 week session	Jun-06
	Rye Brook Day Camp	\$820	\$950	6 week non-resident after 5/1	Jun-06
	Rye Brook Day Camp		\$750	add Child 2 week session	Jun-06
	<u>Teen Travel Camp</u>				
	6 - Week Resident	\$1,100	\$1,200		Jun-06
	6- Week Resident after May 1	\$1,200	\$1,300		Jun-06
	6 - Week Non-Resident	\$1,500	\$1,600		Jun-06
	2 - Week Resident	\$600	\$700		Jun-06
	2 - Week Non-Resident	\$800	\$900		Jun-06
	<u>Basketball</u>				
	Boys Basketball 2-3rd Grade	\$100	\$110		Jun-06
	Boys Basketball 4-5th Grade	\$100	\$110		Jun-06
	Boys Basketball 6-7th Grade	\$100	\$110		Jun-06
	Boys Basketball 8-9th Grade	\$100	\$110		Jun-06
	Girls Basketball 2nd Grade	\$70	\$70		
	Girls Basketball 3-4th Grade	\$100	\$110		Jun-06
	Girls Basketball 5-6th Grade	\$100	\$110		Jun-06
	Girls Basketball 7-8th Grade	\$100	\$110		Jun-06
	Mid-Day Kinderplay	\$215	\$250	\$125 additional for Fridays	Jun-06
	Start Smart	\$50	\$50		Apr-05
	Kdg. Floor Hockey	\$60	\$60		Apr-05
	1st Grade Floor Hockey	\$60	\$85		Jun-06
	Ice Skating	\$190	\$190		Apr-05
	Youth Bowling	\$190	\$190		Apr-05
	Girls Fall Softball 3-4 grade	\$60	\$60		Apr-05
	Girls Fall Softball 5-6 grade	\$60	\$60		Apr-05
	Teen Center	\$5	\$5	\$5 at the door and \$3 for food	
	Co-ed Volleyball	\$50	\$50		Apr-05
	Men's Basketball 8:30/10:30	\$225	\$225		Apr-05
	Yoga	\$95	\$95		Apr-05
	Kdg. Basketball	\$60	\$60		Apr-05
	1st Grade Basketball	\$60	\$60		Apr-05
	H.S. Pitching Clinic	\$50	\$50		Apr-05
	High School Basketball Clinic	\$50	\$50		Apr-05
	Total Body Workout	\$95	\$95		Apr-05
	Adult Indoor Soccer	\$45	\$50		Jun-06

VILLAGE OF RYE BROOK LICENSE & PERMIT FEE SCHEDULE

CODE SECTION	SUBJECT	ADOPTED (2005-06) FEE	ADOPTED (2006-07) FEE	NOTES	LAST REVISED
	Mens Outdoor Soccer	n/a	\$225		Jun-06
	<u>Tennis Permits</u>				
	Family	\$125	\$130		Jun-06
	Adult	\$80	\$90		Jun-06
	Senior	\$40	\$45		Jun-06
	Junior	\$40	\$45		Jun-06
	Non-Resident	\$200	\$225		Jun-06
	<u>Athletic Field Use</u>				
	Resident	\$75	\$75	per game/practice 2-hour max	Apr-05
	Non-Resident	\$150	\$150	per game/practice 2-hour max	Apr-05
	Rye Hills Park	\$50	\$50	2-hour max	Apr-05
	Refund Policy-when a program does not run due to administrative reasons, all refunds will be given with no fees charged.				
	All refunds that are requested prior to the start of the program, will be given with a \$20.00 handling fee deducted.				
	All refunds after the start of the program will be given with the Greater of a prorated rate of \$20.00 handling fee deducted.				
	<u>Anthony J. Posillipo Community Center Building Use-Fee Schedule</u>				
	<u>Resident</u>				
	<u>Multi Purpose Room (Without Kitchen)</u>				
	Up to 2 hours	\$350	\$350		Apr-05
	Up to 3 hours	\$450	\$450		Apr-05
	Up to 4 hours	\$550	\$550		Apr-05
	<u>Multi Purpose Room (With Kitchen)</u>				
	Up to 2 hours	\$450	\$450		Apr-05
	Up to 3 hours	\$550	\$550		Apr-05
	Up to 4 hours	\$650	\$650		Apr-05
	<u>Security Deposit</u>				
	Up to 2 hours	\$250	\$250		
	Up to 3 hours	\$250	\$250		
	Up to 4 hours	\$250	\$250		
	<u>Non-Resident</u>				
	<u>Multi Purpose Room (without kitchen)</u>				
	Up to 2 hours	\$450	\$450		Apr-05
	Up to 3 hours	\$550	\$550		Apr-05
	Up to 4 hours	\$650	\$650		Apr-05
	<u>Multi Purpose Room (with kitchen)</u>				

VILLAGE OF RYE BROOK LICENSE & PERMIT FEE SCHEDULE

CODE SECTION	SUBJECT	ADOPTED (2005-06) FEE	ADOPTED (2006-07) FEE	NOTES	LAST REVISED
	Up to 2 hours	\$550	\$550		Apr-05
	Up to 3 hours	\$650	\$650		Apr-05
	Up to 4 hours	\$750	\$750		Apr-05
	<u>Security Deposit</u>				
	Up to 2 hours	\$250	\$250		
	Up to 3 hours	\$250	\$250		
	Up to 4 hours	\$250	\$250		
	An overtime fee of \$75 per hour or part thereof is imposed on all activities/event that persists beyond four hours.				
	Civic Associations	\$30 per hour	\$30 per hour		Apr-05
	Non Profit Organizations	\$30 per hour	\$30 per hour		Apr-05
	Local Groups	\$30 per hour	\$30 per hour		Apr-05
	School Groups	\$30 per hour	\$30 per hour		Apr-05
	<u>Clerk's Fees</u>				
	Freedom of Information	\$0.25 per page	\$0.25 per page	8 1/2 x 11 or 14 Sheet of Paper	
	Freedom of Information (larger)	Actual Cost	Actual Cost	Larger sizes above 8 1/2 x 14	
232-3	<u>Taxicabs</u>				
	Taxi driver (annual)	\$50	\$75	plus cost of fingerprinting	Jun-06
	Taxi vehicle (annual)	\$100	\$125	plus cost of fingerprinting	Jun-06
	Renewals	same fees	same fees		
123	<u>Filming Permits</u>				
	Private Property (per hour)	\$100/hr.	\$100/hr.	Four (4) hour minimum	Mar-05
	Public Property (flat fee)	\$350	\$350		Mar-05
None	<u>Code, Village of Rye Brook</u>				
	Copy of Code	at cost	at cost		
	Per Supplement (6x a year)	at cost	at cost		
	<u>Code Pamphlets:</u>				
	Subdivision	at cost	at cost		
	Vehicle & Traffic	at cost	at cost		
	Zoning	at cost	at cost		
6/1/2006					